

SIGNATURE SERIES BEVELED STYLE

PRODUCT
17"x11" Paper Towel Holder
w/Swivel Door

Item No. BA-TH17

DESCRIPTION
Signature Series Beveled Style 17"
Paper Towel Holder w/Swivel Door

PRODUCT DIMENSIONS
17" WIDTH x11-1/4" HEIGHT x8-
3/4" DEPTH (PRODUCT SIZE) 15"
WIDTH x9-1/4" HEIGHT x8-1/4"
DEPTH (CUT-OUT)

SPECIFICATIONS
The Frame and All Parts are made from
16 gauge 304 SS. The Door Panel is
made from 18 gauge 304 SS w/Light
Horizontal Brushed Finish #4. The
Handle is Cast Chrome Plated

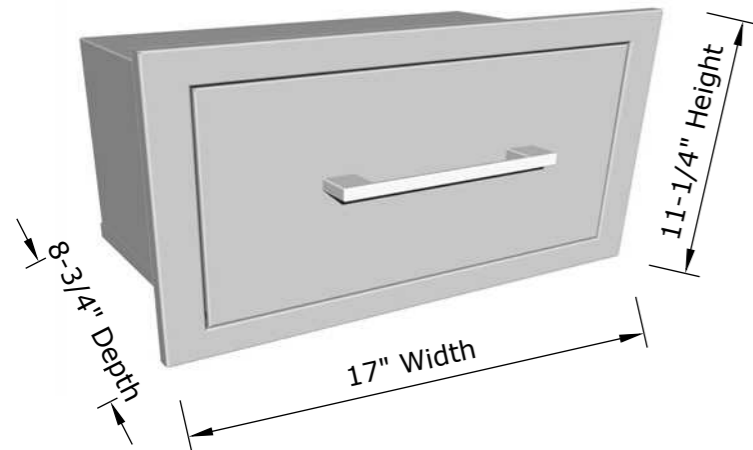
WARRANTY

- EXTERIOR FINISH -----3 YEARS
- STRUCTURE -----3 YEARS
- HANDLE-----1 YEAR


Product Dimensions

INSTALL AS EITHER

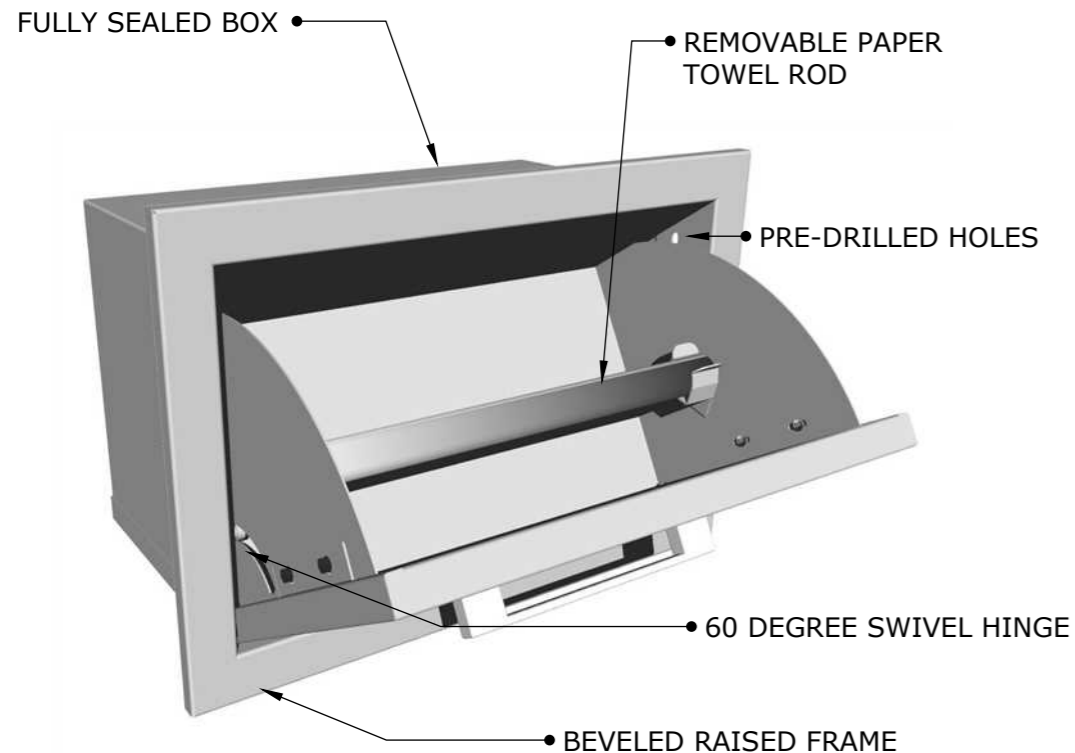
HORIZONTAL



VERTICAL



Product Features




Cut-Out Dimensions & Installation

After Inserting the Paper Towel Holder into Cut-Out. Open the Tilt-Out Door. Notice the Two Exposed Pre-Drilled Holes. You can use Screws to secure with just these two holes or you can remove the Door Holder to access other two holes.



1. Locate the Two Hinge Screws & the Single Pin Screw and remove all Three to remove Towel Holder.



2. With the Door Holder removed, you will have access to the other two holes to secure box into framing.

Cut-Out Changes to 15" Width by 9-1/4" Height when Paper Towel Holder is installed as Horizontal

