



# High Static Multi-Room Ducted Systems

## Submittal Data: DUCT09HP230V1BD 9,000 BTU/H High Static Ducted

Job Name	Location	Date
Purchaser	Engineer	
Submitted To	For <input type="checkbox"/> Reference <input type="checkbox"/> Approval <input type="checkbox"/> Construction	
Unit Designation	Schedule No.	

- GENERAL FEATURES**
- Quiet Operation - Multi-Speed Fan
  - High Static Pressure Capability -Adjustable
  - Slim Line Construction 13.6" high
  - Internal Condensate Drain Pump
  - Flexible Return Air From Bottom Or Rear
  - XK19 Wired Controller
  - Wireless Remote Controller
  - Sentry Condensate Overflow Protection
  - Outside Air Capability
  - Limited 5 yr. Parts Warranty (Residential Only)



### System Ratings

<b>Cooling*</b>	
Rated Capacity	9,000 BTU/H
<b>Heating*</b>	
Rated Capacity	9,500 BTU/H
<b>Sound Pressure Level (Indoor)</b>	
Cooling	36/30/27/25 dB(A)
Heating	42/34 dB(A)
<b>Air Flow (4 Speed)</b>	
Indoor Fan CFM	324/253/212/188
<b>Ext Static Pressure (max/std)</b>	
	.6 / .24 InWc

\* Capacity based on diversity of all connected units and the OD Unit

### Units Specification & Data

<b>Dehumidifying Volume Pint/hr</b>	1.69
<b>Wired Controller</b>	XK19
<b>Evaporator Coil</b>	
CopperTube-Aluminum Fin	
Protection - Acrylic Resin	Blue
<b>Condensate Drain Lift (Height)</b>	18-in
	457-mm
<b>Drain Size (OD)</b>	1.0-in
	25-mm
<b>Air Filter</b>	Polypropylene
<b>Net Weight</b>	71-lbs
<b>Gross Weight</b>	84-lbs

### Electrical Ratings

<b>Fan Motor</b>	
Output Power	150 W
FLA	0.4 A
<b>Power Supply</b>	
Normal Operational Voltage	208/230 V, 1 Phase, 60 Hz
Voltage Range	187 - 253 V
MCA	5.0 A
Interconnecting Cable Wire Size	14-4 AWG

### Refrigerant Piping Data

<b>Refrigerant Type</b>	R410A
<b>Gas Pipe Size (OD)</b>	3/8-in
<b>Liquid Pipe Size (OD)</b>	1/4-in
<b>Connection Method</b>	Flared

\* Test conditions are based on AHRI 210/240.  
 \*\*Sound Pressure ratings are per AHRI 270 and AHRI 350

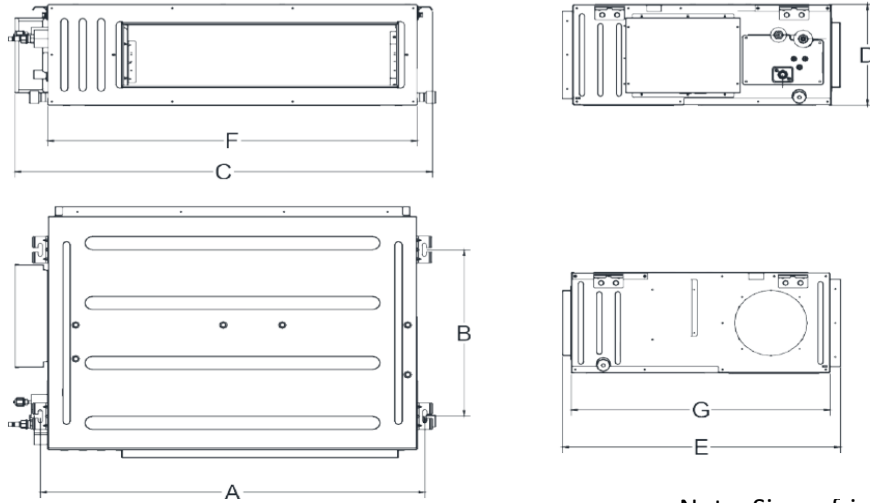


<b>SYSTEM FEATURES</b>	
Selectible External Satic Pressure	8 Selections
Multi Fan Speeds	4 Speeds
Indoor Fan Type	Centrifugal
Indoor Unit Display	NO
Wired Controller Interface	YES
Auxiliary Electrical Heater	NO
Ventilation (Outdoor Air)	YES
Condensate Pump	YES
Overflow Cut-off Switch	YES
Electronic Expansion Valve	In Outdoor Unit
Coil Construction	Copper Tube-Aluminum Fin
Indoor Fin Coating (Blue)	Acrylic Resin/Anti-Corrosion

<b>WIRED PROGRAMMABLE CONTROLLER (XK19) &amp; REMOTE CONTROLLER FUNCTIONS</b>	
Auto Mode	YES
Auto Fan	YES
Turbo Cooling	YES
Auto Swing (Horizontal Auto Swing)	NO
Auto Swing (Vertical Auto Swing)	NO
Clock on Remote Controller	YES
Dry Mode	YES
Dry Anti-Mildew (X-Fan) Mode	YES
Energy Saving Mode	YES
Dirty Filter Alert	NO
I Feel Function	YES
Lock on Remote Controller	YES
Quiet Mode	YES
Room Temperature Display	NO
Normal Sleep Mode	YES
Timer Mode	YES
LCD Back Light on Remote Controller	YES
Turbo Mode	YES
Display On/Off Control	YES
Freeze Guard Mode (46°F/8°C)	YES
Display On/Off Control	YES

**9,000 BTUH MODEL**

Model # DUCT09HP230V1BD 9,000 BTUH 230V



Note: Size refrigerant lines based on evaporator port sizes.

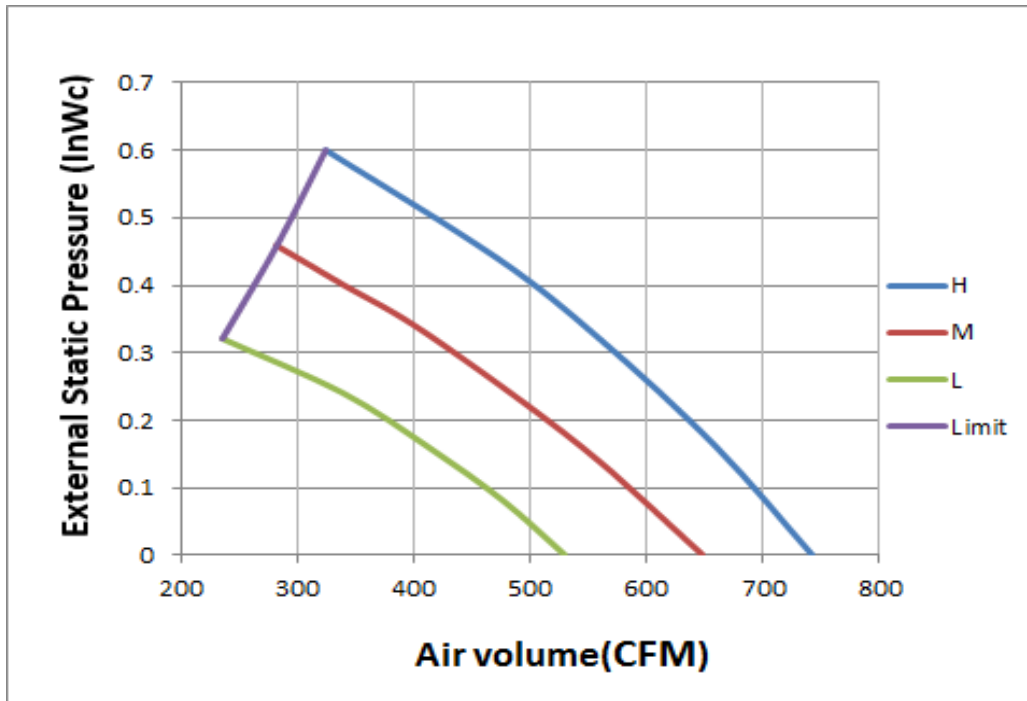
Dimensions

	A	B	C	D	E	F	G
(mm)	740	500	830	300	754	700	700
(inches)	29-1/8	19-11/16	32-7/10	13-3/5	29-7/10	27-9/16	27-9/16

Weight (Net/Gross) 71/84 lbs

**INDOOR FAN PERFORMANCE DATA**

Wc = inches of water column



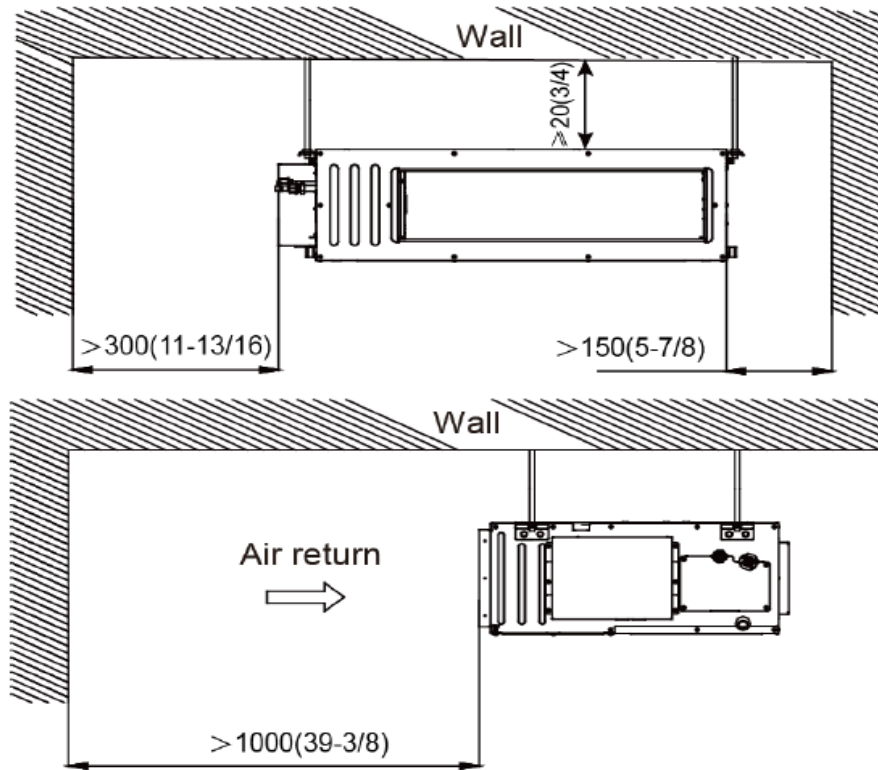
Notes:

1. Recommended Interconnecting Cable Type Stranded Bare Copper Conductors THHN 600V Unshielded Wire
2. Power wiring cable size must comply with applicable national and local codes.
3. Test conditions are based on AHRI 210/240.

Specifications are subject to change without notice. Manufacturer reserves the right to discontinue or modify specifications or designs without notice or without incurring obligations. All rights reserved.

**MINIMUM SPACING REQUIREMENTS**

Units: mm(inch)



**RETURN AIR CONFIGURATIONS**

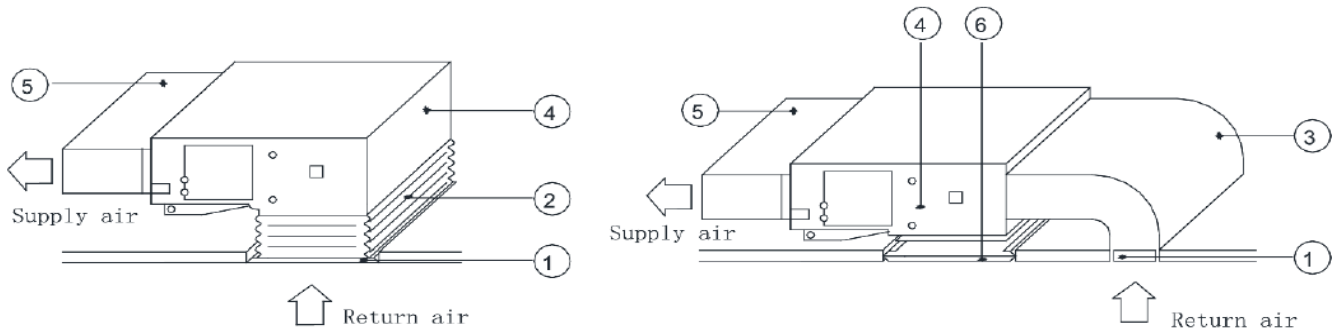


Fig 4.4.7

Table 5 Installation of the return air duct

No.	Name	No.	Name
1	Return Air Inlet (with filter)	4	Indoor unit
2	Canvas Duct	5	Supply Air Duct
3	Return Air Duct	6	Grille