



COMMERCIAL-GRADE

RESIDENTIAL / COMMERCIAL GAS WATER HEATERS

TANKLESS CONDENSING HIGH EFFICIENCY COMMERCIAL-GRADE RESIDENTIAL / COMMERCIAL

Ultra-Low NOx gas tankless water heaters with condensing technology featuring up to 0.95 Uniform Energy Factor (UEF) which lowers operating costs and is environmentally friendly.

FEATURES:

ULTRA-LOW NOX CONDENSING TECHNOLOGY PROVIDES UP TO 0.95 UNIFORM ENERGY FACTOR

DURABLE HEAT EXCHANGER

- Primary Heat Exchanger is constructed of Commercial-Grade Copper that is more resilient to erosion and is 25x better at heat transfer than stainless steel thus stabilizing outgoing water temperatures quicker
- Secondary Heat Exchanger is made of Type 316L Stainless Steel to protect against corrosion

CONTINUOUS MAXIMUM FLOW RATES UP TO 10.0 GPM

ENERGY STAR® QUALIFIED

AVAILABLE IN NATURAL GAS OR PROPANE (LP)

INDOOR MODEL - INCLUDES INTEGRATED TEMPERATURE CONTROLLER AND ADVANCED DIAGNOSTICS TO SIMPLIFY TROUBLESHOOTING

OUTDOOR MODEL - INCLUDES A WALL MOUNT TEMPERATURE REMOTE CONTROLLER AND ADVANCED DIAGNOSTICS TO SIMPLIFY TROUBLESHOOTING

FACTORY-INSTALLED POWER CORD INCLUDED FOR INDOOR MODELS

GTS-540 MODELS

- Can be used in residential and commercial applications
- Easy-link up to 4 heaters
- Multi-link up to 20 heaters

COMMON VENT UP TO 8 UNITS

COMPLIES WITH LEAD FREE STANDARDS

SAFETY FEATURES:

- Air-Fuel Ratio (AFR) Sensor
- Exhaust & Water Temperature Safety Control
- Overheat Cut-Off Fuse

INTERNAL FREEZE PROTECTION SYSTEM

POWER DIRECT VENT DESIGN

- Exhaust, 3" PVC Venting up to 70 feet or 4" PVC Venting up to 100 feet
- Provides flexible venting with PVC, CPVC, or ABS Pipe for Intake and Exhaust (solid core only). Canadian Installations Require ULCS636 Listed PVC or CPVC Pipe for Venting.
- Category III or IV venting can be used

ACCESSORIES

- Pipe Cover
- Neutralizer Kit
- Isolation Valve Kits
- Concentric Termination

WARRANTY

- 15-year limited warranty on heat exchanger in residential applications
- 5-year limited warranty on heat exchanger in commercial applications
- 5-year limited warranty on all parts

INDOOR MODELS GTS-240, GTS-340, GTS-540



OUTDOOR MODELS GTS-240, GTS-340, GTS-540



540 models only



ANSI Z21.10.3 CSA 4.3

SOLID. STATE.

Model Number	Type	Gas Consumption Input		Inlet Gas Pressure		UEF	Maximum GPM*	Hot/Cold Connections	Gas Connection	Dimensions in Inches			Approx Shipping Weight (lbs)
		Minimum BTU/H	Maximum BTU/H	Minimum in. W.C.	Maximum in. W.C.					Height	Width	Depth	
Indoor Models													
GTS-240-NIH	Natural	15,000	160,000	4.0	10.5	0.94	6.6	3/4" NPT	3/4" NPT	23-5/8	17-3/4	11-1/4	71
GTS-240-PIH	Propane	13,000	160,000	8.0	14.0	0.94	6.6	3/4" NPT	3/4" NPT	23-5/8	17-3/4	11-1/4	71
GTS-340-NIH	Natural	15,000	180,000	4.0	10.5	0.95	8	3/4" NPT	3/4" NPT	23-5/8	17-3/4	11-1/4	71
GTS-340-PIH	Propane	13,000	180,000	8.0	14.0	0.95	8	3/4" NPT	3/4" NPT	23-5/8	17-3/4	11-1/4	71
GTS-540-NIH	Natural	15,000	199,000	4.0	10.5	0.93	10	3/4" NPT	3/4" NPT	23-5/8	17-3/4	11-1/4	71
GTS-540-PIH	Propane	13,000	199,000	8.0	14.0	0.93	10	3/4" NPT	3/4" NPT	23-5/8	17-3/4	11-1/4	71
Outdoor Models													
GTS-240-NEH	Natural	15,000	160,000	4.0	10.5	0.95	6.6	3/4" NPT	3/4" NPT	23-5/8	17-3/4	11-1/4	69
GTS-240-PEH	Propane	13,000	160,000	8.0	14.0	0.95	6.6	3/4" NPT	3/4" NPT	23-5/8	17-3/4	11-1/4	69
GTS-340-NEH	Natural	15,000	180,000	4.0	10.5	0.94	8	3/4" NPT	3/4" NPT	23-5/8	17-3/4	11-1/4	69
GTS-340-PEH	Propane	13,000	180,000	8.0	14.0	0.94	8	3/4" NPT	3/4" NPT	17-3/4	11-1/4	69	
GTS-540-NEH	Natural	15,000	199,000	4.0	10.5	0.95	10	3/4" NPT	3/4" NPT	23-5/8	17-3/4	11-1/4	69
GTS-540-PEH	Propane	13,000	199,000	8.0	14.0	0.95	10	3/4" NPT	3/4" NPT	23-5/8	17-3/4	11-1/4	69

All dimensions are in inches.

15-150 psi Water Pressure. 40 psi or above is recommended for maximum flow.

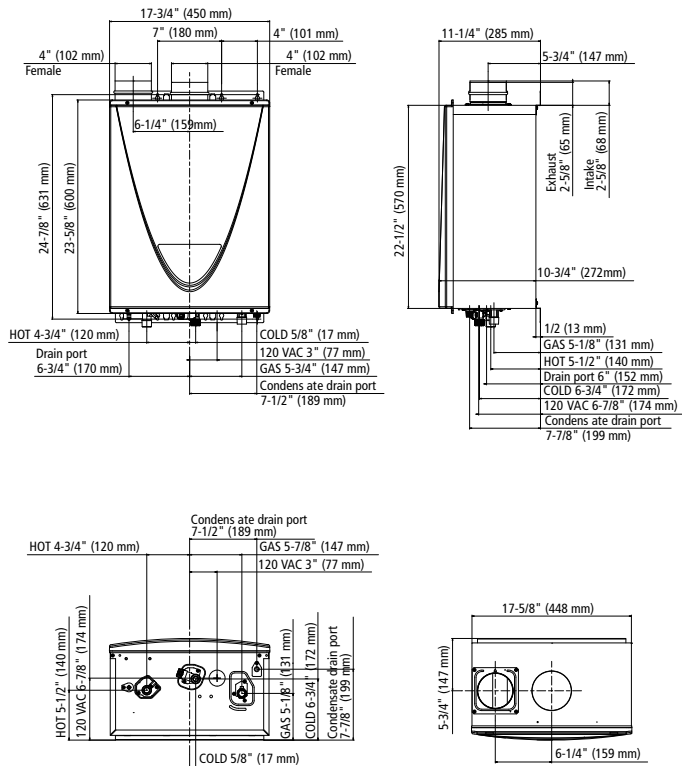
*Current numbers based on factory testing; 0.4 GPM required for continuous fire after initial ignition.

Indoor models are certified from sea level to 10,100 ft. elevations.

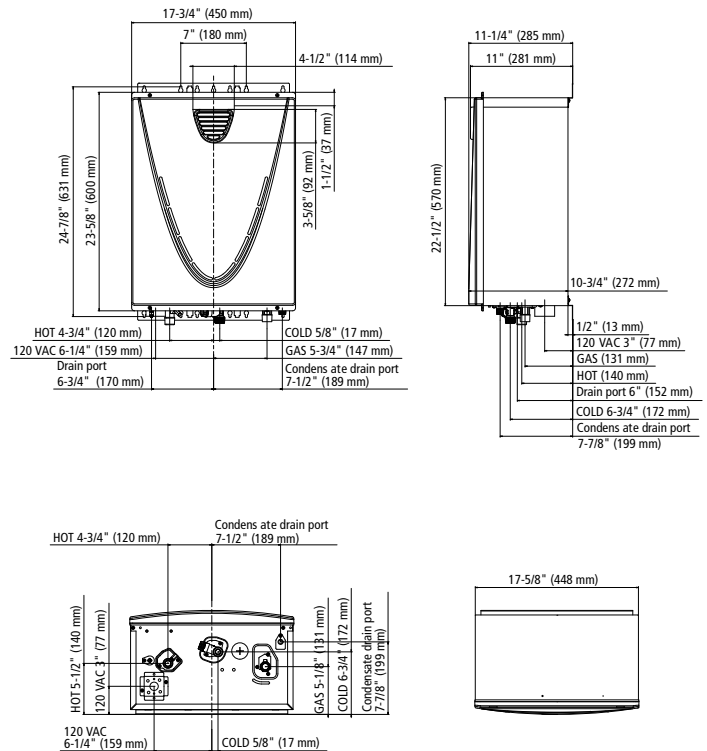
Outdoor models are certified from sea level to 6,000 ft. elevation.

The manufacturer reserves the right to discontinue, or change at any time, specifications or designs without notice and without incurring obligation.

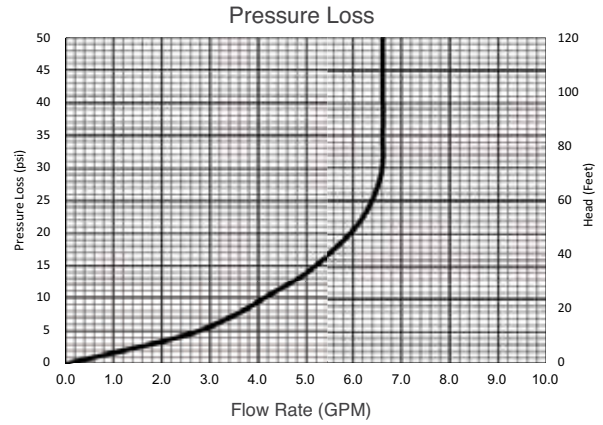
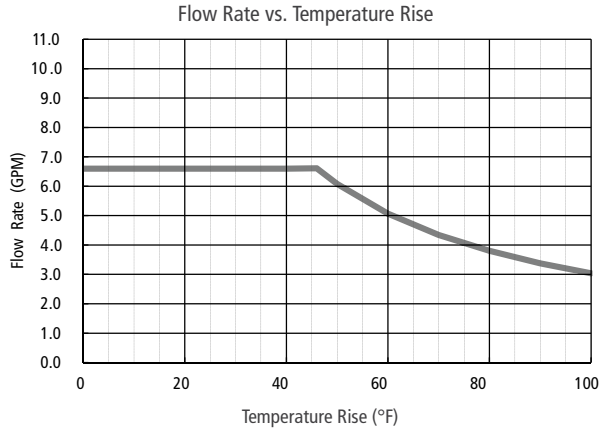
INDOOR MODELS



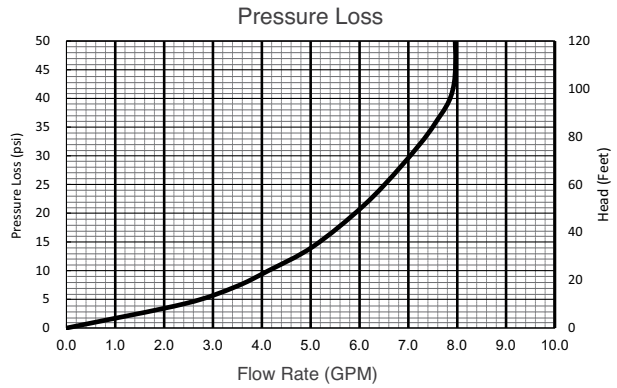
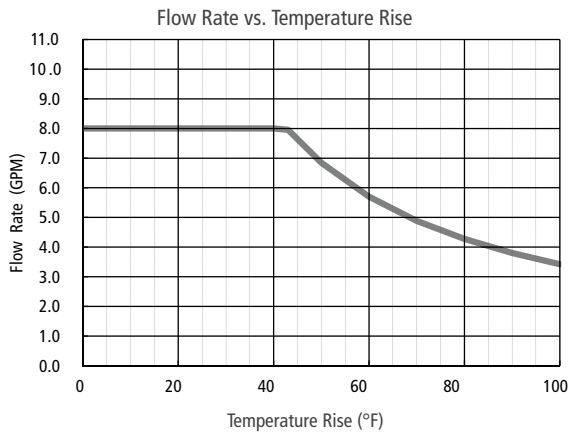
OUTDOOR MODELS



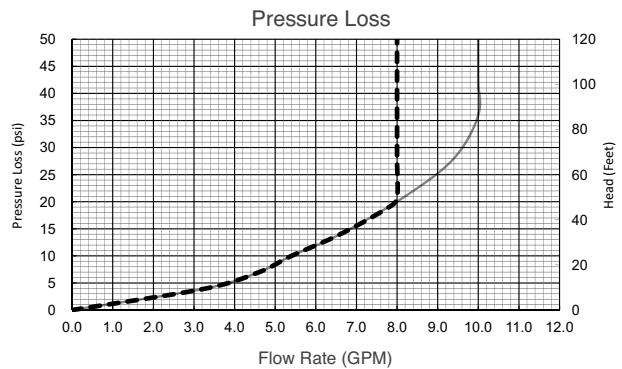
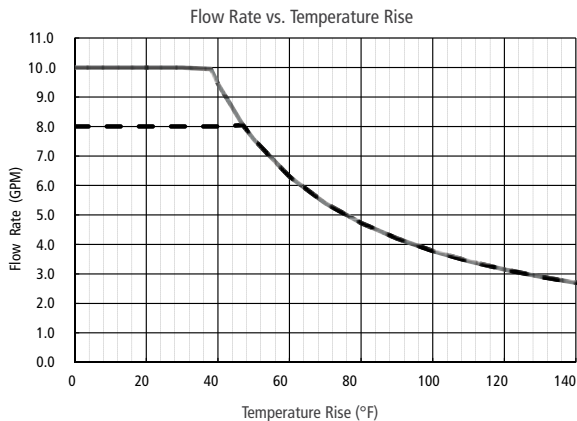
240 MODEL



340 MODEL



540 MODEL



— Set temperature 125°F (52°C) or lower
 - - - Set temperature 130°F (55°C) or higher

— Set temperature 125°F (52°C) or lower
 - - - Set temperature 130°F (55°C) or higher



TANKLESS CONDENSING HIGH EFFICIENCY SPECIFICATIONS

The fully modulating, on-demand, condensing gas fired tankless water heater(s) shall be State model GTS540, having a maximum input rating of 199,000 Btu/h and available in NG or LP. The heater shall have $\frac{3}{4}$ in. male NPT water and gas connections. The inlet gas supply pressures shall be 4.0 in. WC (min.) up to 10.5 in. WC (max) for NG and 8.0 in. WC (min.) up to 14 in. WC (max.) for LP. The indoor heater(s) shall incorporate an integrated temperature controller that will provide diagnostic information, fault history, and heater set temperature. The outdoor heater(s) shall be factory supplied with a temperature remote, 100209924, that can be installed up to 400 ft. from the heater using 18 gauge (minimum) control wire. The temperature remote shall provide diagnostic information, fault history, and heater set temperature. The heater(s) shall operate using 120 V / 60 Hz power source. The indoor heater(s) will incorporate a factory installed power cord.

The indoor heater(s) shall be vented with 3" or 4" diameter schedule 40 PVC, CPVC, ABS, or Category IV vent pipe with a length not to exceed 70 ft. (equivalent) for 3" vent or 100 ft. (equivalent) for 4" vent, terminating horizontally or vertically. The intake pipe may use material such as PVC, ABS, aluminum, or Category IV pipe and cannot exceed 70 ft. (equivalent) for 3" vent or 100 ft. (equivalent) for 4" vent. The outdoor heater(s) shall be constructed with an integral exhaust vent on the front of the heater.

The water heater(s) shall use a commercial-grade copper, fin tube primary heat exchanger with quick release brass or bronze waterways. The secondary heat exchanger shall be constructed from stainless steel 316L. The heater(s) shall be controlled by an on-board solid-state printed circuit board which uses the following factory installed components: thermistors to monitor water temperature and exhaust temperature; a flow sensor to measure flow rate; a flame sensor to monitor combustion; an Air-Fuel Ratio Rod to measure and adjust air input in order to maintain optimal combustion efficiency. The heater also consists of in-line fusing and surge absorbers for electrical surge protection, an electronic spark igniter, aluminized stainless steel burners, hi-limit temperature switches to monitor water and exhaust temperatures, modulating gas valve, dual freeze protection that will automatically fire the heater (indoor model only) and use heating blocks to protect the heat exchanger, and an overheat cutoff fuse.

The heater(s) can manifold to Easy-Link up to 4 heaters to provide additional capacity. The Easy-Link controls shall be built onto the on-board solid-state printed circuit board and does not require external controls. The linking control wire shall be supplied with the heater. The heater(s) can use a Multi-Unit controller, 100112691, to manifold 5-20 heaters. The Easy-Link and Multi-Unit Controller shall modulate the system for the most efficient performance. The Easy-Link and Multi-Unit Controller shall rotate the priority heater every 12 hours of operation time or 100 starts for balanced duty/cycle operation.

The heater(s) shall be CSA approved for sale in the United States and Canada, ENERGY STAR® qualified with a minimum uniform energy factor of 0.93, meets the energy efficiency requirements of the U. S. Department of Energy and ASHRAE 90.1-2007, complies with Ultra-Low NOx emissions of 14 ng/J or 20 ppm, and shall be certified to NSF 5 Standards.