

# Turbo Tube Silent

INLINE MIXED FLOW FANS

Fresh air in  
your house!



**Standard  
Speed Switch  
Get two fans  
in One!**

## REVOLUTIONARY QUIET & ENERGY EFFICIENT

SOLUTION FOR RESIDENTIAL AND  
COMMERCIAL VENTILATION



### VENTS-US

Tel: 888-640-0925

513-348-3853

Fax: 513-268-4597

Sales@ventsus.com


VentsUS.com

11013 Kenwood Road, Cincinnati, Ohio 45242





## TT SILENT – NEW GENERATION OF QUIET FANS



### SOLUTION FOR:

- BATHROOMS
- KITCHENS
- APARTMENTS
- OFFICES
- LIBRARIES
- EDUCATION FACILITIES
- GALLERIES
- AND MORE

Following the latest worldwide ventilation trends we developed a **NEW INLINE MIXED FLOW FAN – TURBO TUBE SILENT** series – with **Super Low Noise** and **Excellent Aerodynamics**.

**TURBO TUBE SILENT** fans provide ultra quiet operation & excellent airflow even in high pressure systems. The specifically designed and optimized case and the new aerodynamic mixed flow impeller ensure the highest performance.

## TURBO TUBE SILENT IS A NEW LOW NOISE FAN!


### BENEFITS

- QUIET OPERATION: **0.6 – 2.5 Sones**
- HIGH PERFORMANCE: **up to 327 CFM**
- ENERGY EFFICIENT: **22 – 64 W**
- DUCT COMPATIBILITY: **Ø 4", 5", 6"**
- COMPATIBLE WITH HIGH PRESSURE SYSTEM
- DOUBLE-SPEED CAPACITOR MOTOR WITH THERMAL OVERLOAD PROTECTION
- LONG-LIFE BALL BEARING (up to 40 000 hours)
- BUILT-IN 2-SPEED CONTROL & POWER CORD INCLUDED
- ROTARY AND REMOVABLE CENTRAL BODY FOR EASY INSTALLATION & MAINTENANCE
- COMPACT SIZE FOR LIMITED SPACES
- LIGHTWEIGHT, DURABLE AND UV RESISTANT PLASTIC CASE (FLAME RATING – 5VA)
- VIBRATION FREE OPERATION
- CORROSION FREE



## INNOVATIVE DESIGN

### AERODYNAMIC CASE



The diffuser, impeller and guide vanes provide a smooth laminar (non-turbulent) airflow that minimizes noise and generates excellent airflow in high pressure systems.

### NEWLY DESIGNED IMPELLER



The hemispheric shaped impeller with specially profiled blades are designed to ensure super silent operation.

### EASY TO INSTALL & CLEAN



The Removable Body, including motor, impeller and junction box, is the Ultimate Solution for Easy Installation & cleaning.

### EASY CONNECTION



The **Removable Body** with the junction box can be **rotated 180° to Facilitate Mounting and Wiring**.

### BUILT-IN SPEED CONTROL



The **Double-speed Motor** is controlled with a **Built-in Speed Switch**.

### INTEGRATED MOUNTING BRACKET



The fan case is **Equipped with a Mounting Plate** to attach the fan to the wall or ceiling.

## EASY INSTALLATION



Fix the fan mounting plate on the flat surface.



Install the removable body inside the fan case.



Lock the removable body by clamps with latches.



Secure latches by screws.



Attach the ducts with clamps.



Insert the plug into electrical socket - the fan is **READY to GO!**



Select a required speed by built-in speed switch. **ENJOY the FRESH AIR.**

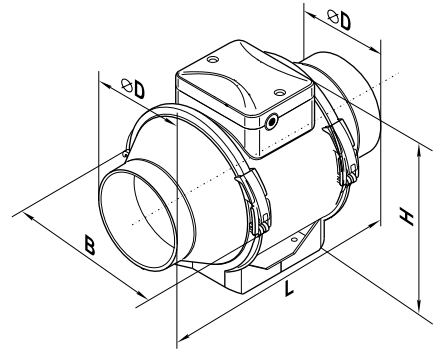


Forget about dismantling! Just remove the central body from the case and complete the servicing!

# Turbo Tube Silent product sheet

## Dimensions

Model	Measurements [in.]				lbs
	ØD	B	H	L	
TT Silent 100	3 13/16"	7 11/16"	8 15/16"	11 15/16"	3.39
TT Silent 125	4 13/16"	7 11/16"	8 15/16"	10 3/16"	3.33
TT Silent 150	5 13/16"	8 11/16"	9 3/4"	11 3/8"	4.58



## Performance

Model	Duct dia	Speed	RPM*	Sones	Watts*	Amps*	CFM vs. Static Pressure (Ps) in WG											Max Ps	Volts
							0	0.1	0.2	0.3	0.4	0.5	0.6	0.7	0.8	0.9	1		
TTSilent 100	4"	high	1994	1.5	30	0,25	146	128	110	88	64	44	21	9	-	-	-	0,78	120 V / 60 Hz
		low	1500	0.9	24	0,21	109	88	68	47	22	10	-	-	-	-	-	0,61	
TTSilent 125	5"	high	2059	1.3	37	0,31	200	183	161	137	93	62	32	0	-	-	-	0,70	120 V / 60 Hz
		low	1360	0.6	25	0,22	132	106	80	51	13	-	-	-	-	-	-	0,48	
TTSilent 150	6"	high	2617	2.5	66	0,55	327	316	299	283	268	247	225	194	138	83	50	1,22	120 V / 60 Hz
		low	1933	1.1	52	0,45	240	219	194	171	134	111	86	57	27	7	-	0,93	

\* The parameters RPM, Watts, Amps are indicated at 0.2 in WG static pressure.

## Specifications

Voltage: 120 V / 60 Hz

Motor: single-phase asynchronous two speed motor

Duct compatibility: Ø 4", 5", 6"

Airflow capacity: up to 327 CFM

Sones: 0.6 – 2.5

Power consumption: 22 – 67 W

Suitable for working airstreams up to 140 °F

IPX4 protection

Thermal overload protection

Power cord included

Five year warranty

## Contacts

Tel: 888-640-0925

513-348-3853

Fax: 513-268-4597

Sales@ventsus.com

VentsUS.com

11013 Kenwood Road, Cincinnati, Ohio 45242

VENTS-US reserves the rights to modify any of its products features, designs, components, and specifications at any time and without notice to maintain the development and quality of manufactured goods.



FlowChartGraphscanbeviewedatVentsUS.com/cat/661/