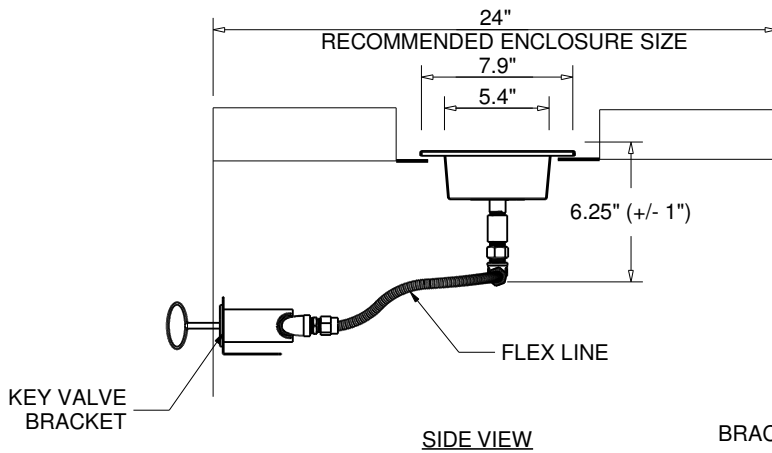




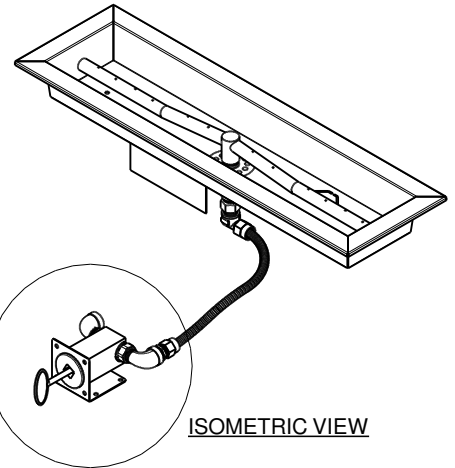
Hearth Products Controls Co
CSA CERTIFIED-OUTDOOR USE ONLY
FOR COMMERCIAL AND RESIDENTIAL USE

HEARTH PRODUCTS CONTROLS
 3050 PLAINFIELD RD.
 KETTERING, OH 45432
 TOLL FREE: 1-877-433-7001
 PHONE: (937) 433-7000
 FAX: (937) 433-0704
 www.hpcfire.com

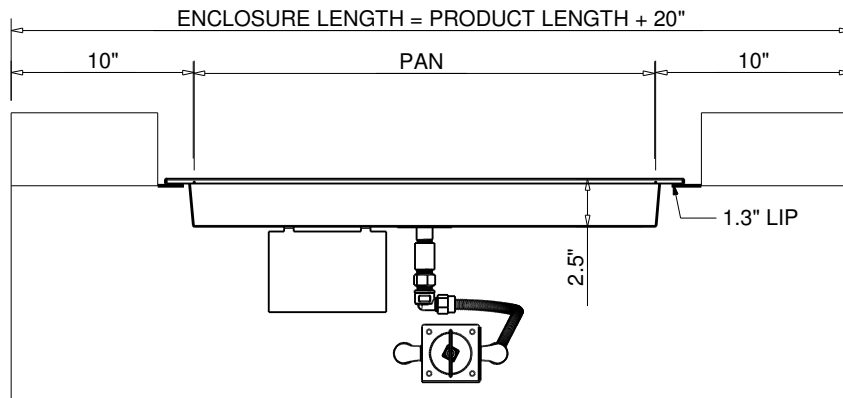


SIDE VIEW

BRACKET DETAIL



ISOMETRIC VIEW



FRONT VIEW

MATERIAL: 304 STAINLESS STEEL

PART NUMBERS	PAN	DIMENSION CHART		STND FLEX LINE LENGTH
		SIZE	BTU	
MLFPK24-TRGH-FLEX	24.5"	23.5"	50K	36"
MLFPK36-TRGH-FLEX	36.5"	35.5"	65K	36"
MLFPK48-TRGH-FLEX	48.5"	47.5"	65K	36"

Notes:

1. PROPER VENTING

- ENCLOSURES: Recommend 4 each 18 sq.in. vents on opposing sides (Minimum 2 each 18 sq.in. vents).

2. GAS SUPPLY - FOR USE WITH FIXED PIPING SYSTEMS OR FOR USE WITH SMALL TANKS UP TO 90K.

- Natural Gas: Operating Supply Pressure: Minimum: 6.0" W.C.; Maximum: 7.0" W.C.
- LP Gas: Operating Supply Pressure: Minimum: 10.0" W.C.; Maximum: 11.0" W.C.

IMPORTANT: Ensure any flex line that may be used from the permanent main fuel supply to the product is rated to the stated max btu of the product and certified to ANSI Z21.75/CSA 6.27.

5. MODIFICATION OF PRODUCT WILL VOID ANY CERTIFICATION AND WARRANTY.

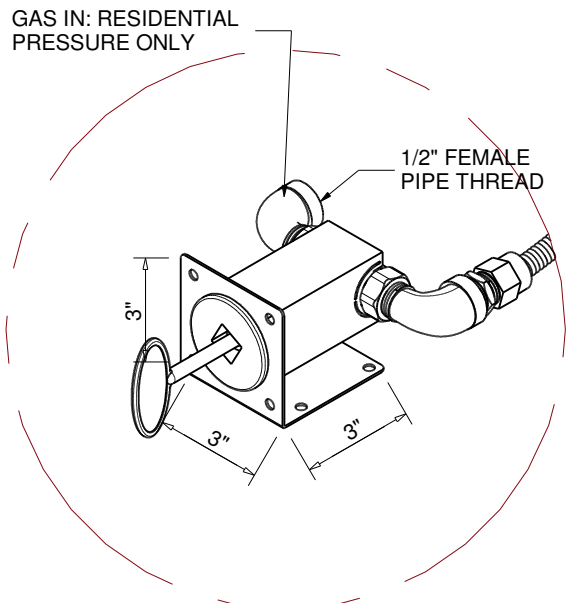
6. FOLLOW ALL MANUFACTURER INSTALLATION INSTRUCTIONS AND LOCAL CODES.

7. ALL DIMENSIONS ARE CONSIDERED TRUE AND REFLECT MANUFACTURER'S SPECIFICATIONS AS OF THE REVISION DATE.

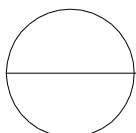
8. DO NOT SCALE DRAWING.

9. THESE DRAWINGS ARE FOR SIZING AND PLANNING PURPOSES. ALL INFORMATION CONTAINED HEREIN WAS CURRENT AT THE TIME OF DEVELOPMENT. THE MANUFACTURER'S RESPONSIBLE FOR THE ACCURACY OF THE DRAWING.

10. CONTRACTOR'S NOTE: FOR PRODUCT AND COMPANY INFORMATION VISIT www.CADdetails.com/info
 REFERENCE NUMBER 771-011.



BRACKET DETAIL



MATCH LIT FIRE PIT INSERT - WITH FLEX LINE

LINEAR TROUGH PAN - MLFPK