



Submittal Data Sheet

Indoor Unit Model#: SCC-0612-HH-MB
Outdoor Unit Model#: ACiQ-12ZS-HP230C

12K Slim Ceiling Cassette & 12K Std. Heat Condenser System

Location:	Approval:
Engineer:	Date:
Submitted to:	Construction:
Submitted by:	Unit #:
Reference:	Drawing #:



INDOOR UNIT SPECIFICATIONS		
Indoor Air Flow (Turbo/H/M/L/Si) (CFM)	353.2 / 312.0 / 282.5 / 247.2 / 176.6	
Indoor Noise Level (Turbo/H/M/L/Si) (dBA)	43 / 43 / 37.5 / 26 / 22	
Dimension (W×D×H)	inch	50.31 x 13.19 x 8.98
	mm	1278.0 x 335.0 x 228.0
Package (W×D×H)	inch	57.60 x 22.48 x 22.64
	mm	1463 x 571 x 575
Net/Gross Weight	lbs	45.19 / 82.45
	kg	20.5 / 37.4

OUTDOOR UNIT SPECIFICATIONS		
Compressor Type	ROTARY	
Compressor Model	KSK103D33UEZ3	
Refrigerant	R454B	
Refrigerant Oil Charge (mL)	310	
Refrigerant Oil	VG74	
Outdoor Air Flow (Max) (CFM)	1236.1	
Outdoor Noise Level (dBA)	54.5	
Dimension (W×D×H)	inch	30.12 x 11.93 x 21.85
	mm	765.0 x 303.0 x 555.0
Package (W×D×H)	inch	34.92 x 13.27 x 24.02
	mm	887 x 337 x 610
Net/Gross Weight	lbs	62.17 / 67.68
	kg	28.2 / 30.7

EFFICIENCY RATINGS			
Cooling		Heating	
SEER2	22.1	HSPF2-4	10.0
EER2	12.3	COP	3.40

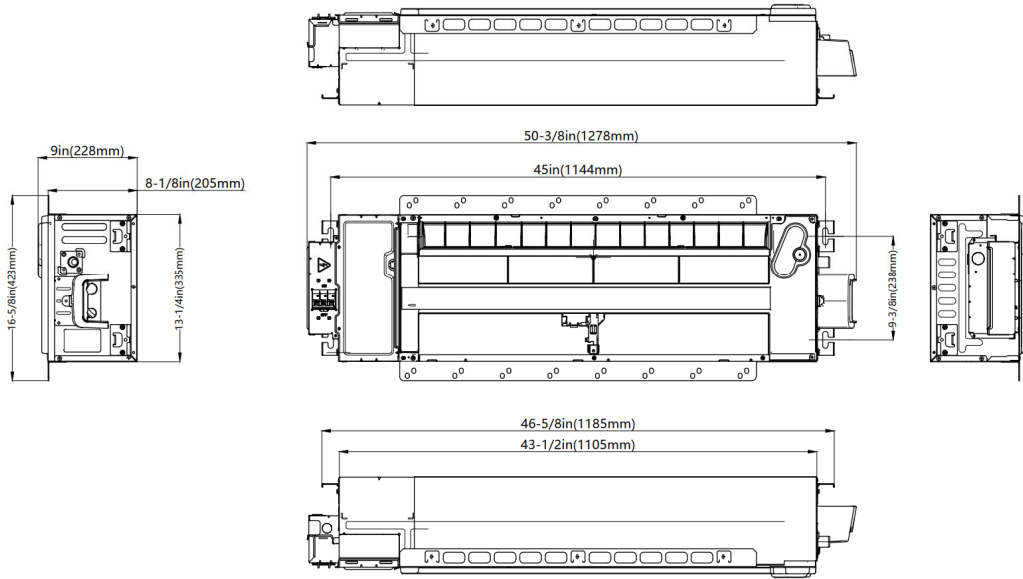
COOLING PERFORMANCE	
Cooling (Btu/hr)	
Rated Capacity	12000
Min/Max Capacity	3900 ~ 13800
Moisture Removal (L/h)	1.54
Standard Operating Range (°F/°C)	-13°F ~ 122°F (-25°C ~ 50°C)
Conditions:	Indoor: 80°F DB/67°F WB Outdoor: 95°F DB/75°F WB

HEATING PERFORMANCE	
Heating (Btu/hr)	
1. @ 47°F Rated	12000
1. @ 47°F Min/Max Capacity	4700 ~ 15300
2. @ 17°F Rated	8600
3. @ 5°F Rated: Capacity / COP	8600 / 2.48
3. @ 5°F Max: Capacity	8600
Standard Operating Range (°F/°C)	-13°F ~ 75°F (-25°C ~ 24°C)
1. Conditions:	Indoor: 70°F DB/60°F WB Outdoor: 47°F DB/43°F WB
2. Conditions:	Indoor: 70°F DB/60°F WB Outdoor: 17°F DB/15°F WB
3. Conditions	Indoor: 70°F DB/60°F WB Outdoor: 5°F DB/5°F WB

ELECTRICAL SPECIFICATIONS	
Power Supply	208/230V, 60Hz, 1Ph
System MCA	12.00
Connection Wiring	14#x4
System MOP	15
Compressor RLA	7.3
Outdoor Fan Motor RLA	0.6
Outdoor Fan Motor W	34
Indoor Fan Motor RLA	1.0
Indoor Fan Motor W	30
System Power Input @ Cooling (W)	976 (220 ~ 1180)
System Power Input @ Heating (W)	1034 (275 ~ 1310)
MCA: Min. circuit amps (A)	MOP: Max. overcurrent protection (A)
RLA: Rated load amps (A)	W: Fan motor rated output (W)

REFRIGERANT PIPING SPECIFICATIONS	
Throttle type (Indoor)	N/A
Throttle type (Outdoor)	EXV
Liquid Size	6.35mm (1/4in)
Gas Size	9.52mm (3/8in)
Max. Piping Length (ft/m)	82.00 (25)
Max. Height Difference (ft/m)	49.20 (15)
Max. Pre-charged Length (ft/m)	24.6 (7.5)
Refrigerant Pre-charged Amount (oz/kg)	32.45 (0.92)
Additional Charge of Refrigerant ((oz/ft)/(g/m))	0.16 (15)
Connection Method	Flared

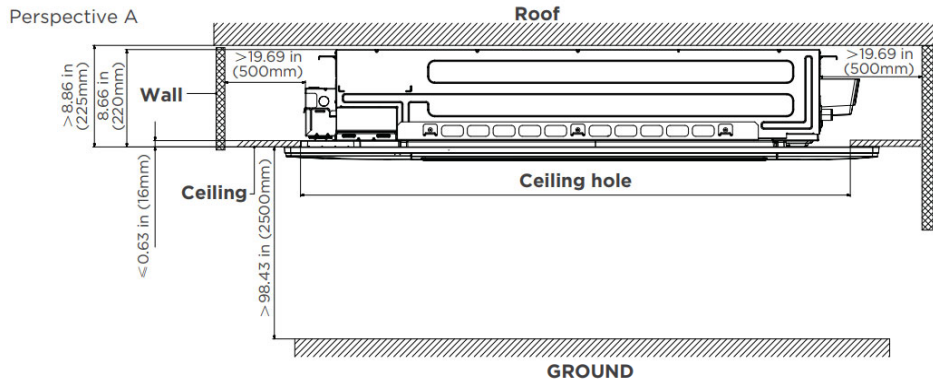
Indoor Unit Dimensions



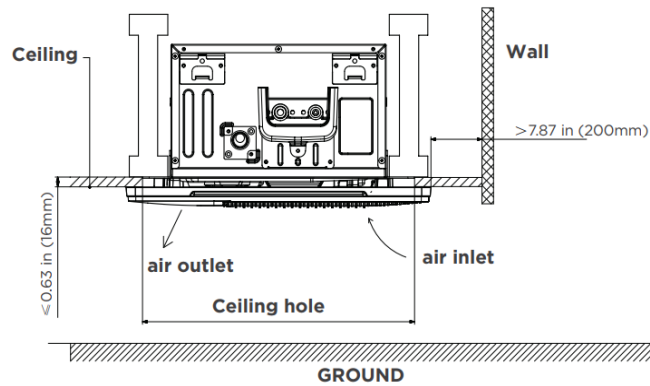
Indoor Unit Installation Instructions

Installation place

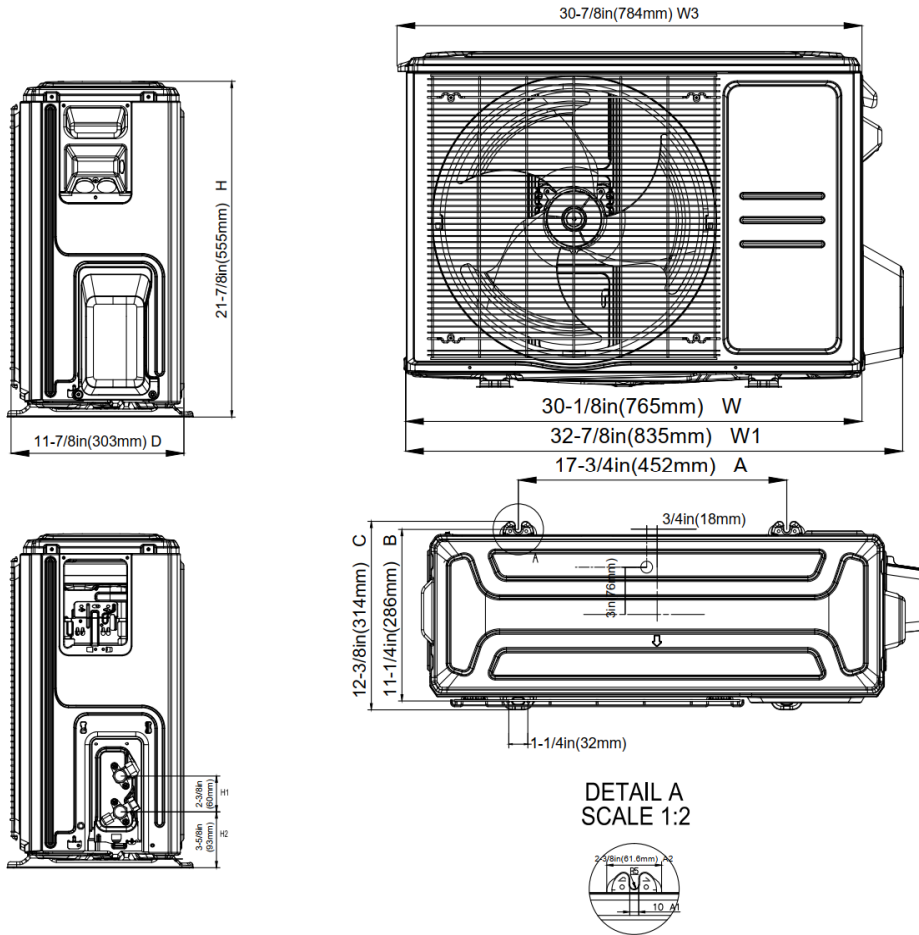
(unit: inch/mm)



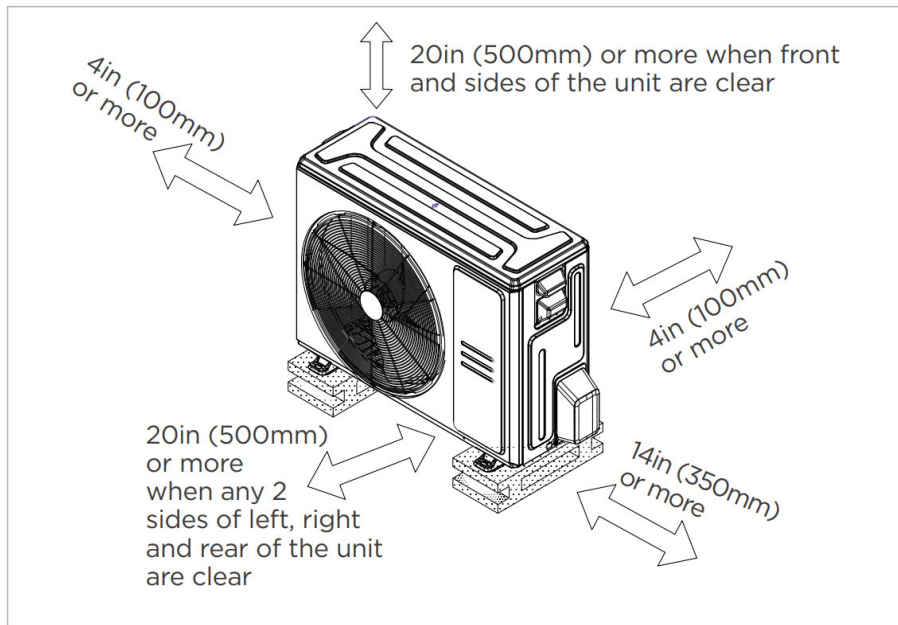
Perspective B



Outdoor Unit Dimensions



Outdoor Unit Installation Instructions



Meets all spatial requirements shown in Installation Clearance Requirements above.

Features

- Designed to fit between both I-joint spacing and traditional joist spacing
- Elevation panel
- Refrigerant leakage detection sensor (Optional)
- Humidity sensor
- Built-in pump
- Built-in circuit breaker
- 1~100% fan speed setting
- WiFi capability: through WiFi dongle or wired controller with built-in WiFi
- OTA (by using WiFi dongle)
- 2-pin connector (HA/HB) for programmable wired controller
- Multiple control options available:
 - Two way communication wired controller: 120N (X6)
 - Two way communication wired controller with built-in WiFi: 120N (X6W)
 - Infrared wired controller: 120L
 - Wireless remote controller
 - Third-Party 24V Thermostat*

*24V interface is required.