



Submittal Data Sheet

Indoor Unit Model#: ACiQ-09CC-HH-MC
 Outdoor Unit Model#: ACiQ-09ZS-HP230C

9K R454B Ceiling Cassette (4-Way) & 9K Std. Heat Single-Zone Condenser System

Location:	Approval:
Engineer:	Date:
Submitted to:	Construction:
Submitted by:	Unit #:
Reference:	Drawing #:

System Product Code: 810175554945
 Indoor Unit Product Code: 810175551111
 Outdoor Unit Product Code: 810175550183



INDOOR UNIT SPECIFICATIONS

Indoor Air Flow (Turbo/Hi/Med/Lo/Si) (CFM)	353.2 / 312.0 / 264.9 / 182.5 / 147.2	
Indoor Noise Level (Turbo/Hi/Med/Lo/Si) (dBA)	42.5 / 40 / 37 / 26 / 24	
Dimension (WxDxH)	inch	22.44 x 22.44 x 9.65
	mm	570.0 x 570.0 x 245.0
Package (WxDxH)	inch	28.15 x 25.20 x 11.61
	mm	715 x 640 x 295
Net/Gross Weight	lbs	35.27 / 41.89
	kg	16 / 19

OUTDOOR UNIT SPECIFICATIONS

Compressor Type	ROTARY	
Compressor Model	KSK103D33UEZ3	
Refrigerant Type	R454B	
Refrigerant Oil Charge (mL)	310	
Refrigerant Oil	VG74	
Outdoor Air Flow (Max) (CFM)	1236.1	
Outdoor Noise Level (dBA)	54.5	
Dimension (WxDxH)	inch	30.12 x 11.93 x 21.85
	mm	765.0 x 303.0 x 555.0
Package (WxDxH)	inch	34.92 x 13.27 x 24.02
	mm	887 x 337 x 610
Net/Gross Weight	lbs	62.17 / 67.68
	kg	28.2 / 30.7

EFFICIENCY RATINGS

Cooling		Heating	
SEER2	21.6	HSPF2-4	11.3
EER2	14.3	COP	4.00

COOLING PERFORMANCE

Cooling (Btu/hr)	
Rated Capacity	9000
Min/Max Capacity	3700 ~ 12000
Moisture Removal (L/h)	0.74
Standard Operating Range (°F/°C)	-13°F ~ 122°F (-25°C ~ 50°C)
Conditions:	Indoor: 80°F DB/67°F WB Outdoor: 95°F DB/75°F WB

HEATING PERFORMANCE

Heating (Btu/hr)	
1. @ 47°F Rated	10000
1. @ 47°F Min/Max Capacity	4700 ~ 13700
2. @ 17°F Rated	8500
3. @ 5°F Rated: Capacity / COP	8300 / 2.17
3. @ 5°F Max: Capacity	8300
Standard Operating Range (°F/°C)	-13°F ~ 75°F (-25°C ~ 24°C)
1. Conditions:	Indoor: 70°F DB/60°F WB Outdoor: 47°F DB/43°F WB
2. Conditions:	Indoor: 70°F DB/60°F WB Outdoor: 17°F DB/15°F WB
3. Conditions:	Indoor: 70°F DB/60°F WB Outdoor: 5°F DB/5°F WB

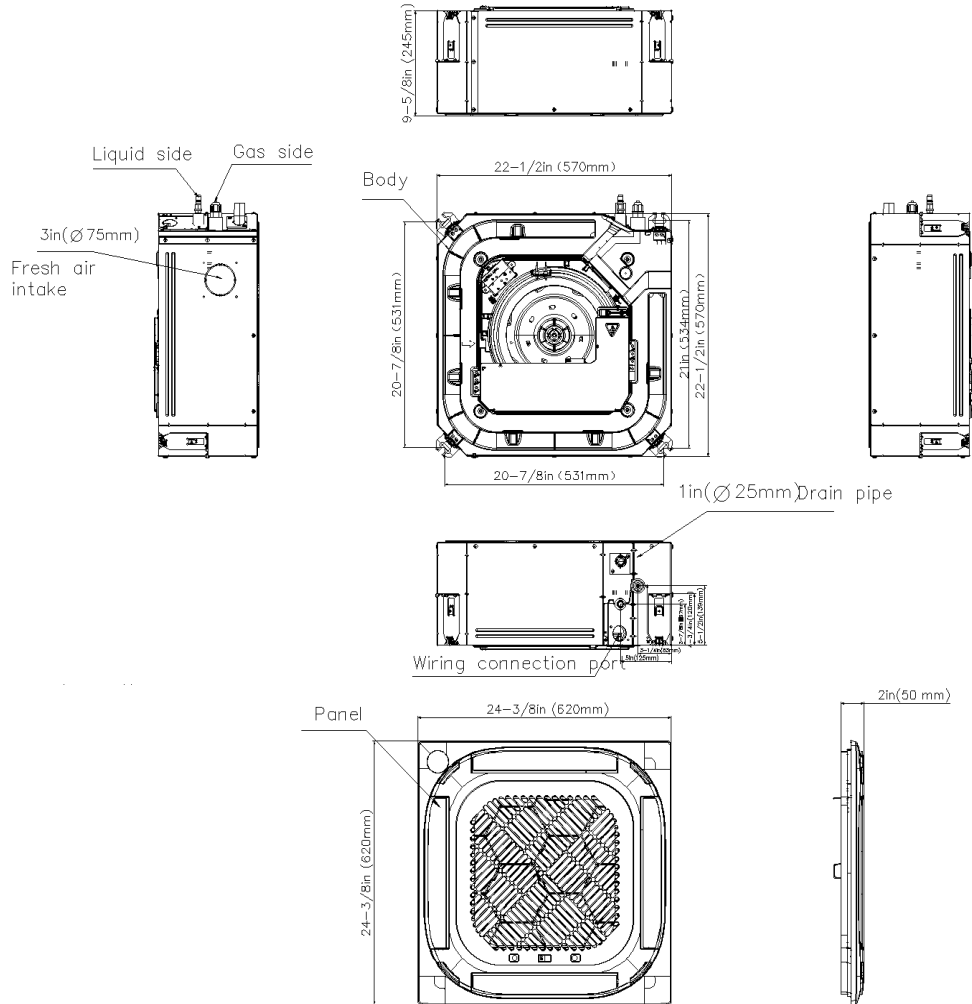
ELECTRICAL SPECIFICATIONS

Power Supply	208/230V, 60Hz, 1Ph
System MCA	12.00
Connection Wiring	14#x4
System MOP	15
Compressor RLA	7.3
Outdoor Fan Motor RLA	0.6
Outdoor Fan Motor W	34
Indoor Fan Motor RLA	0.8
Indoor Fan Motor W	45
System Power Input @ Cooling (W)	629 (220 ~ 1010)
System Power Input @ Heating (W)	733 (270 ~ 1110)
MCA: Min. circuit amps (A)	MOP: Max. overcurrent protection (A)
RLA: Rated load amps (A)	W: Fan motor rated output (W)

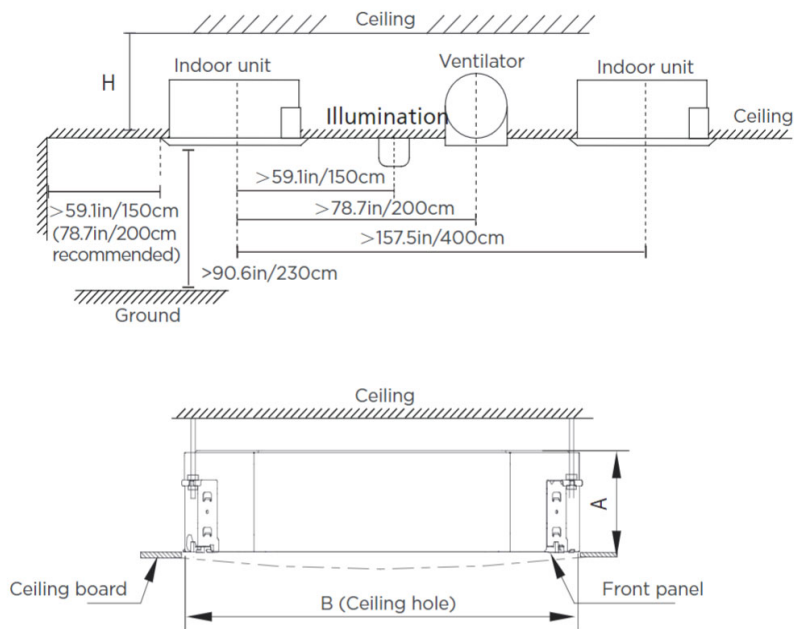
REFRIGERANT PIPING SPECIFICATIONS

Throttle type (Indoor)	N/A
Throttle type (Outdoor)	EXV
Liquid Size	6.35mm (1/4in)
Gas Size	9.52mm (3/8in)
Max. Piping Length (ft/m)	82.00 (25)
Max. Height Difference (ft/m)	49.20 (15)
Max. Pre-charged Length (ft/m)	24.6 (7.5)
Refrigerant Pre-charged Amount (oz/kg)	32.45 (0.92)
Additional Charge of Refrigerant ((oz/ft)/(g/m))	0.16 (15)
Connection Method	Flared

Indoor Unit Dimensions



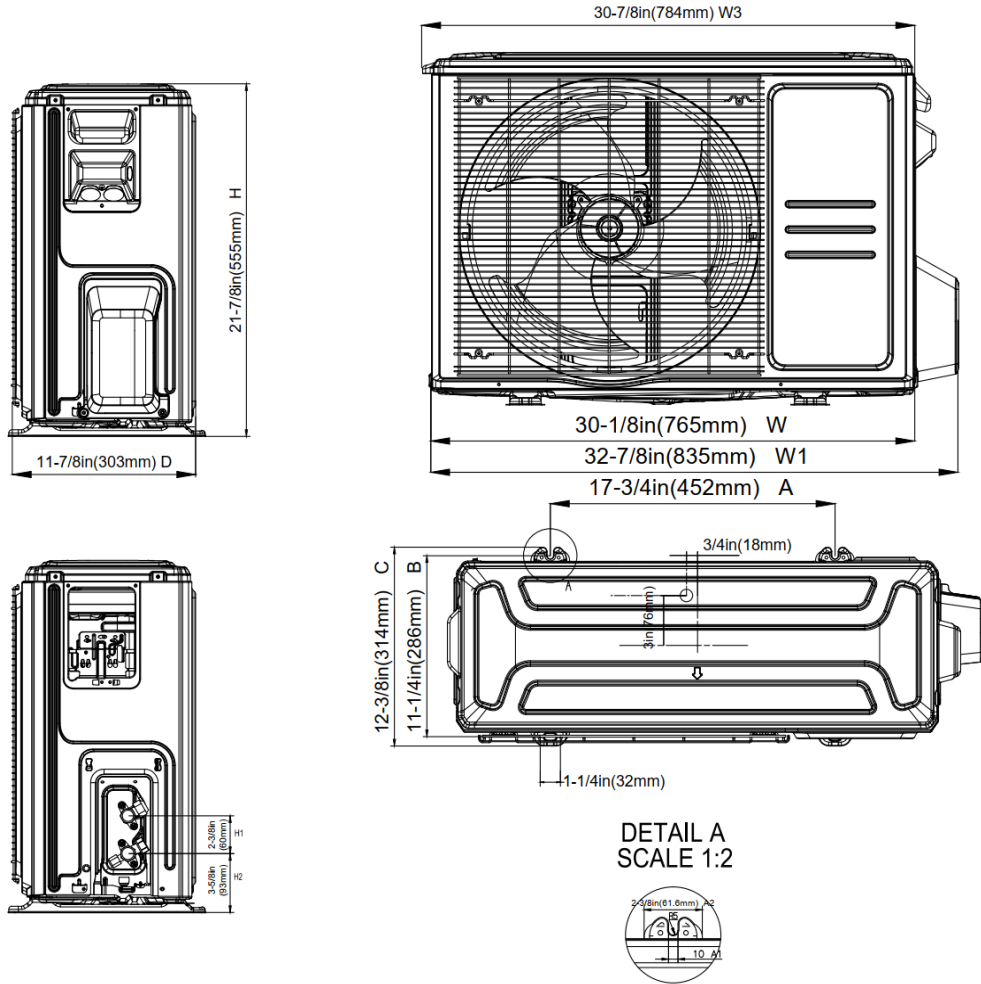
Installation Instructions



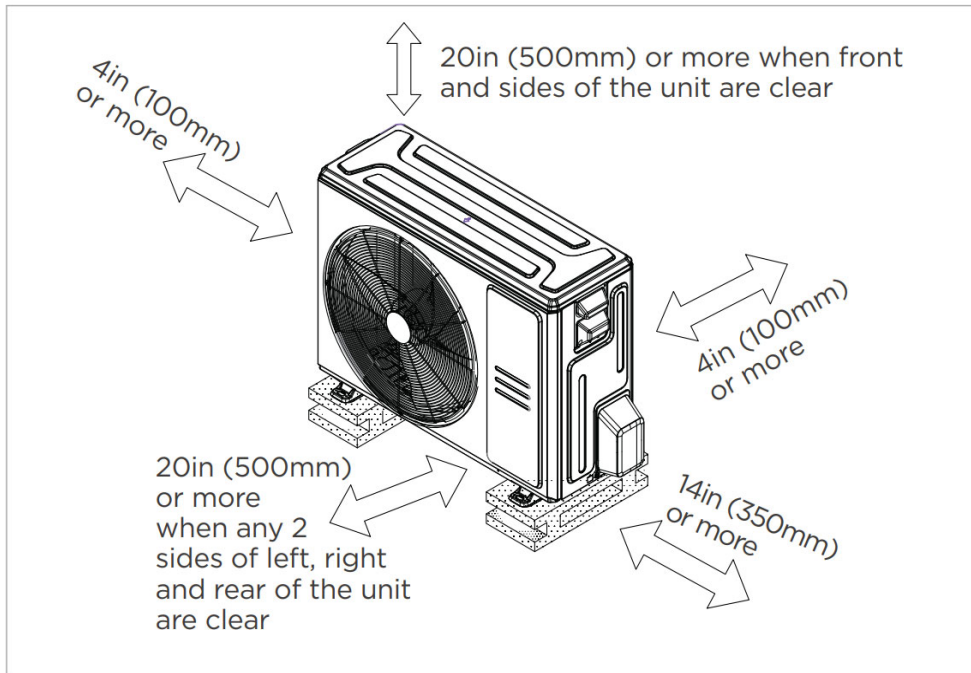
Distance from ceiling relative to height of indoor unit

MODEL	Length of A	Length of H	Length of B
9K/12K/18K	9.6in (245mm)	>10.8in (275mm)	23.6in (600mm)
24K	8.03in (205mm)	9.06in (230mm)	35.4in (900mm)
36K	9.65in (245mm)	10.7in (271mm)	
48K	11.3in (287mm)	12.3in (313mm)	

Outdoor Unit Dimensions



Installation Instructions



Meets all spatial requirements shown in Installation Clearance Requirements above.

- 360° Air Flow
- Remote on-off and alarm ports
- Refrigerant leakage detection sensor (Optional)
- Humidity sensor
- Built-in pump
- 1~100% fan speed setting
- WiFi capability: through WiFi dongle or wired controller with built-in WiFi
- OTA (by using WiFi dongle)
- 2-pin connector (HA/HB) for programmable wired controller
- Multiple control options available:
 - Two way communication wired controller: 120N (X6)
 - Two way communication wired controller with built-in WiFi: 120N (X6W)
 - Infrared wired controller: 120L
 - Wireless remote controller
 - Third-Party 24V Thermostat*

*24V interface is required.