



Submittal Data Sheet

Indoor Unit Model#: ACiQ-36TD-AH32

Outdoor Unit Model#: ACiQ-36TD-HP32

36K (230V) R32 Top Discharge Air Handler & Condenser

Location:	Approval:
Engineer:	Date:
Submitted to:	Construction:
Submitted by:	Unit #:
Reference:	Drawing #:

System Product Code: 810175554365
 Indoor Unit Product Code: 810175554280
 Outdoor Unit Product Code: 810175554327



SYSTEM PERFORMANCE

Cooling Performance

Rated Cooling Capacity at 95°F (35°C)	Btu/h	36000
Rated Cooling Capacity Range	Btu/h	7000 ~ 38000
SEER2 at 95°F (35°C)	Btu/W.h	15.2
EER2 at 95°F (35°C)	Btu/W.h	8.0
Heating Performance		
Rated Heating Capacity at 47°F (8.3°C)	Btu/h	36000
Rated Heating Capacity at 17°F (-8.3°C)	Btu/h	25000
Rated Heating Capacity Range	Btu/h	8000 ~ 38000
HSPF2-Region IV	Btu/W.h	8.1
HSPF2-Region V	Btu/W.h	7.0
COP2 at 47°F (8.3°C)	W/W	3.0
COP2 at 5°F (-15°C)	W/W	1.8

AMBIENT OPERATING TEMPERATURE RANGE

Cooling Operating Temperature Range	°F	5°F ~ 125°F
	°C	-15°C ~ 52°C
Heating Operating Temperature Range	°F	-4°F ~ 80°F
	°C	-20°C ~ 27°C

ELECTRICAL SPECIFICATIONS

Power Supply	V, Ph, Hz	208/230V, 1 Ph, 60 Hz
Min/Max Volts	V	187 / 253
ODU Minimum Circuit Ampacity (MCA)	A	24
ODU Max. Overcurrent Protection (Max Fuse or Breaker)	A	40

INDOOR UNIT SPECIFICATIONS

ESP (Up to)	in. WC	0.8
Indoor Fan Airflow	CFM	1150
Sound Pressure Rating	dB(A)	58
Moisture Removal/Dehumidification	kg/h	3.8
Fan Motor Type	--	AC
Fan Motor Power	hp	1/3
Fan Material	--	Metal
Fan Type	--	Centrifugal
Fan Diameter	in	15-1/8"
Fan Width	in	13-1/4"
Unit Dimensions (W×D×H)	in	21" x 46-1/2" x 21"
	mm	533 x 1180 x 533
Packing Dimensions (W×D×H)	inch	22-7/8" x 52-3/8" x 26-7/8"
	mm	581 x 1330 x 682
Net Weight	lbs	132.3
	kg	60.0
Gross Weight	lbs	160.9
	kg	73.0

OUTDOOR UNIT SPECIFICATIONS

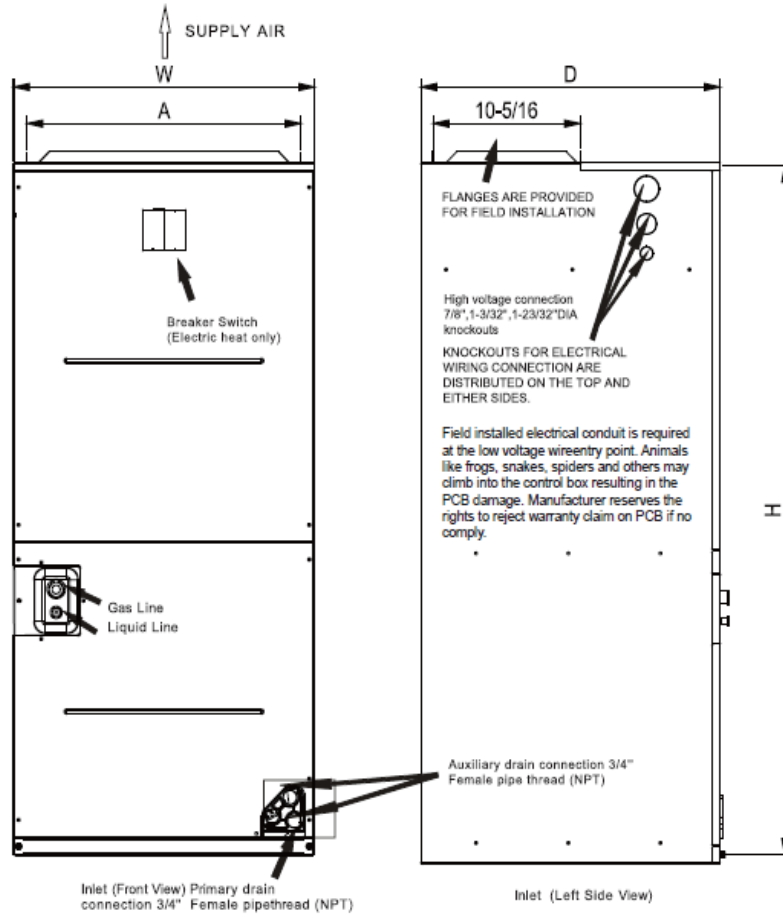
Outdoor Sound Pressure Rating	dB	68
Throttle Type	--	EEV
Compressor Type	--	Variable Rotary
Compressor Input	W	2050
Compressor Rated Current (RLA)	A	8.2
Compressor Locked Rotor Amp (LRA)	A	10
Compressor Refrigerant Oil Volume	ml	620
Fan Motor Type	--	DC
Fan Motor Power	hp	1/4
Fan Motor Rated RPM	rpm	1050
Fan Motor Full Load Amps (FLA)	A	1.1
Unit Dimensions (W×D×H)	in	29-1/8" x 24-15/16" x 29-1/8"
	mm	740 x 633 x 740
Packing Dimensions (W×D×H)	in	30-1/4" x 31-1/4" x 30 1/4"
	mm	767 x 794 x 767
Net Weight	lbs	141.1
	kg	64.0
Gross Weight	lbs	169.8
	kg	77.0

REFRIGERANT PIPING SPECIFICATIONS

Refrigerant	Type	R32
Refrigerant Charge Amount (Outdoor unit pre-charged)	oz	88.2
	g	2500
Additional Charge of Refrigerant	oz/ft	0.38
	g/m	35.34
Max. Allowable Pressure	Mpa	4.3
Connection Valve Size - Liquid/Gas (Indoor & Outdoor Unit)	in	0.375 (3/8") / 0.75 (3/4")
	mm	9.53 / 19.05
Refrigerant Piping Size - Liquid/Gas (Indoor & Outdoor Unit)	in	0.375 (3/8") / 0.75 (3/4")
	mm	9.53 / 19.05
Min./Max. Piping Length	ft	15 / 98
	m	4.6 / 30
Max. Height Difference	ft	49
	m	15
Connection Method	Type	Flare to Braze

Indoor Unit Dimensions

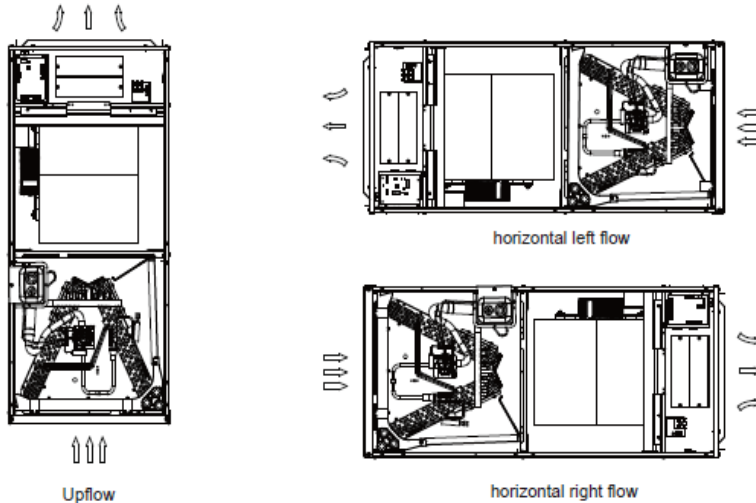
NOTE: 25" CLEARANCE IS REQUIRED IN THE FRONT OF THE UNIT FOR FILTER AND COIL MAINTENANCE



Model	Dimensions (in.)					
	H	W	D	A	Liquid Line Connection	Gas Line Connection
24K 36K	46-1/2	21	21	19-1/4	3/8	3/4
48K 54K	56	24-1/2	21	22-3/4	3/8	7/8

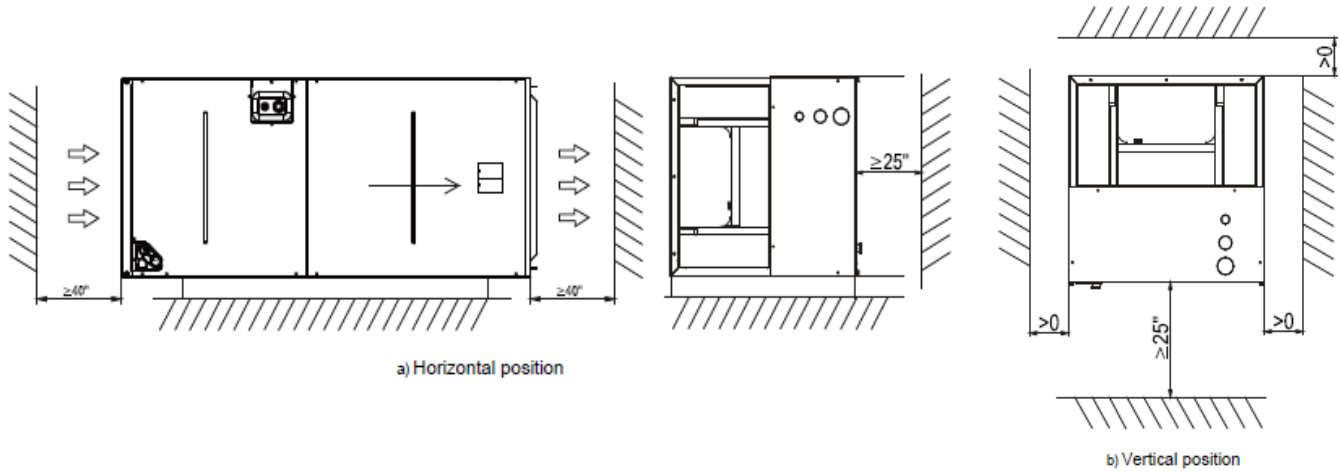
Indoor Unit Installation Options

The unit may be installed in one of the upflow, downflow, horizontal left or horizontal right orientations.

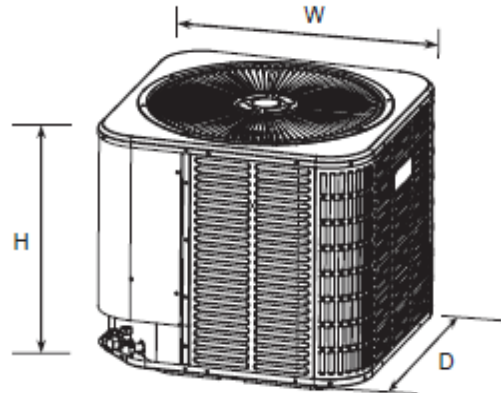


NOTE: For a downward air outlet installation, you need to purchase after-sales parts from the dealer and have a professional install them.

Indoor Unit Installation Clearance Requirements



Outdoor Unit Dimension



Model	H×W×D (Inches)
24K	24-15/16×29-1/8×29-1/8
36K	24-15/16×29-1/8×29-1/8
48K	33-3/16×29-1/8×29-1/8
54K	33-3/16×29-1/8×29-1/8

Outdoor Unit Installation Instructions & Clearance Requirements

Avoid to install near bedrooms

Position unit as water, snow, or ice from roof or overhang cannot fall directly on unit.

