

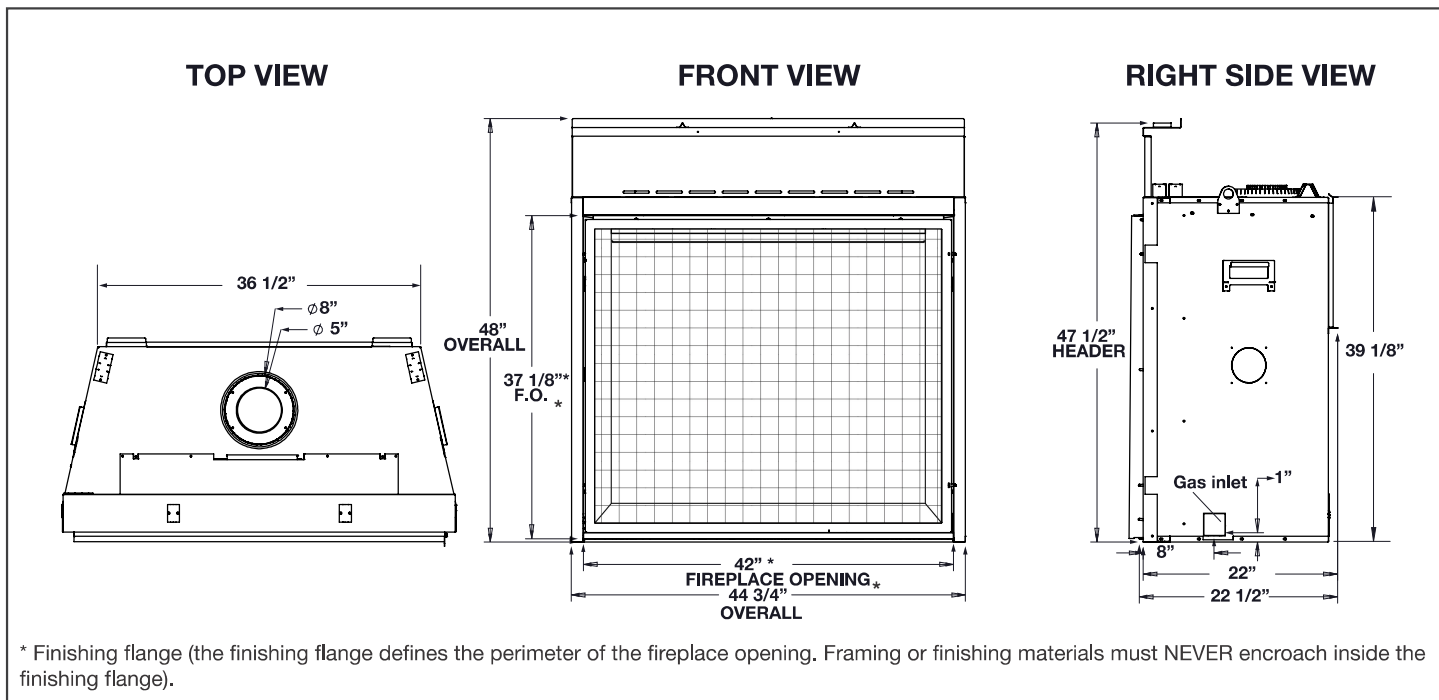
# ELEVATION™ X 42 DIRECT VENT GAS FIREPLACE



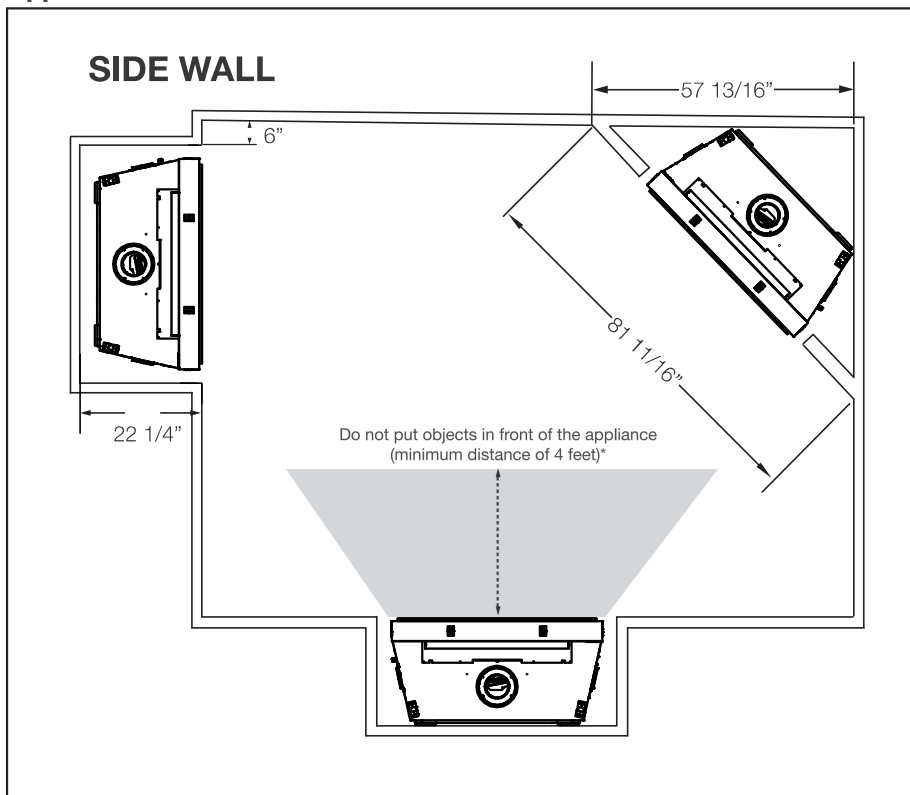
## Specifications

Model	BTU	Width		Height		Depth		Glass Size
		Actual	Framing	Actual	Framing	Actual	Framing	
EX42NTEL	45,000	44 3/4"	45 3/4"	48"	48 1/4"	22"	22 1/4"	31" x 38 1/4"
EX42PTEL	39,000							

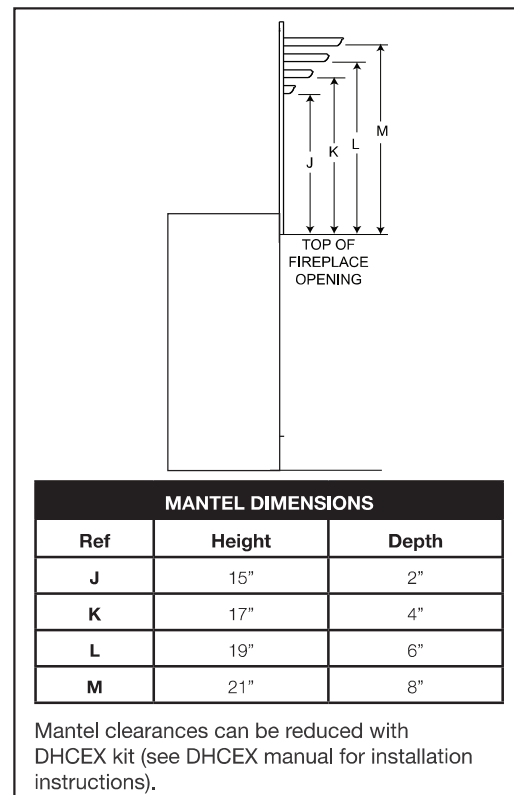
## Dimensions



## Appliance Location



## Combustible Mantel Clearances



W415-2777 / D / 09.27.21

# ELEVATION™ X 42 DIRECT VENT GAS FIREPLACE



Product information provided is not complete and is subject to change without notice. Please consult the installation manual for the most up to date installation information.

## Wall Penetration

1" [25mm] minimum all sides for vertical venting sections.

Combustible Non-combustible

Brick

0" [0mm] if non-combustible finishing material is used such as brick and stone.

3" [76mm] to top

Insulated sleeve

Non-combustible material

12" [305mm]

10 1/4"

2" [51mm] to sides / bottom

Firestop assembly

63" plus rise

1" [25mm]

\* 72" (182.8cm) min.

**Horizontal vent sections:** A minimum clearance of 3" (76mm) on the top of the vent to combustibles and 2" (51mm) on the sides and bottom of the vent to combustibles is required.

**Vertical vent sections:** A minimum clearance of 1" (25mm) all around the vent pipe on all vertical runs to combustibles is required.

\* The minimum enclosure height is determined based on volume of air needed in the enclosure.

## Framing

### Flush Finish Framing

72" (183cm) min. ceiling / enclosure

48 1/4"

6" 45 3/4" 6"

22 1/4"

### Recessed Finish Framing

72" (183cm) min. ceiling / enclosure  
Recessed volume must be added to the overall size of the enclosure.

Max. 5 1/2"

48 1/4"

6" 45 3/4" 6"

22 1/4"

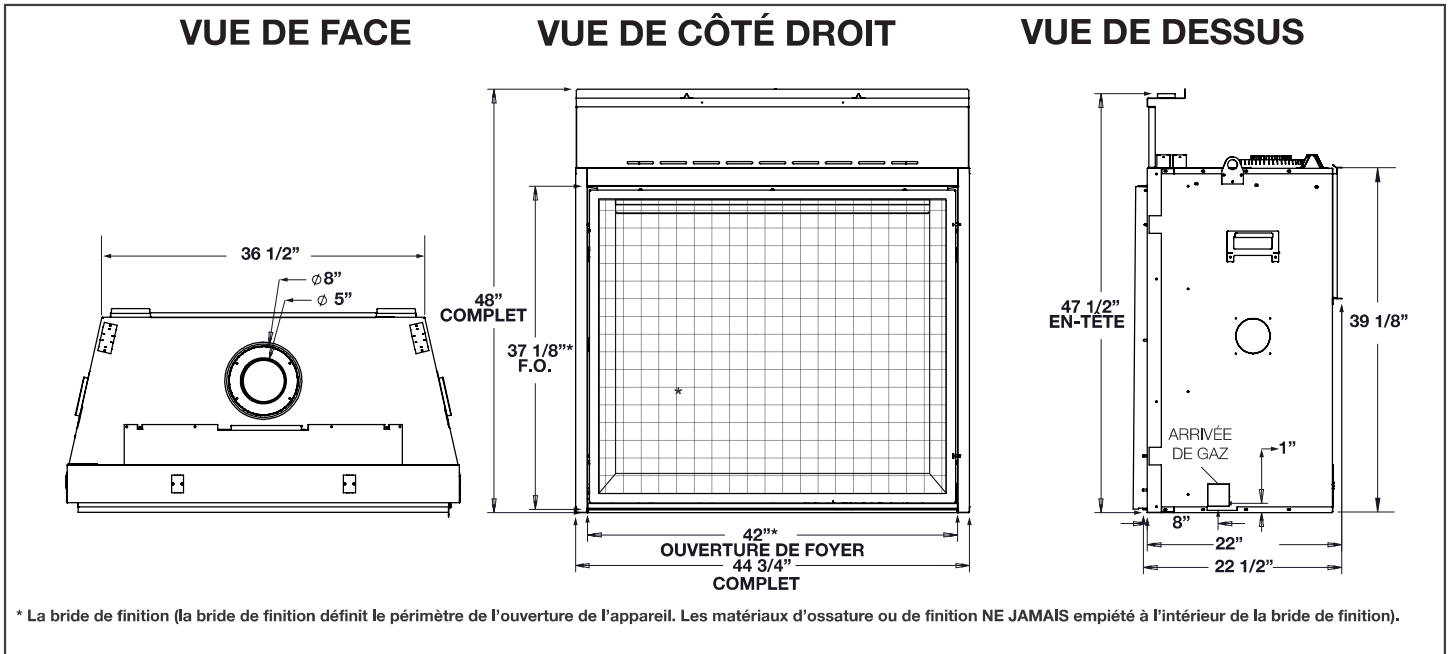
\* Recess frame can be "backed" with 3/4" ply to support TV mounting hardware.

W415-2777 / D / 09.27.21

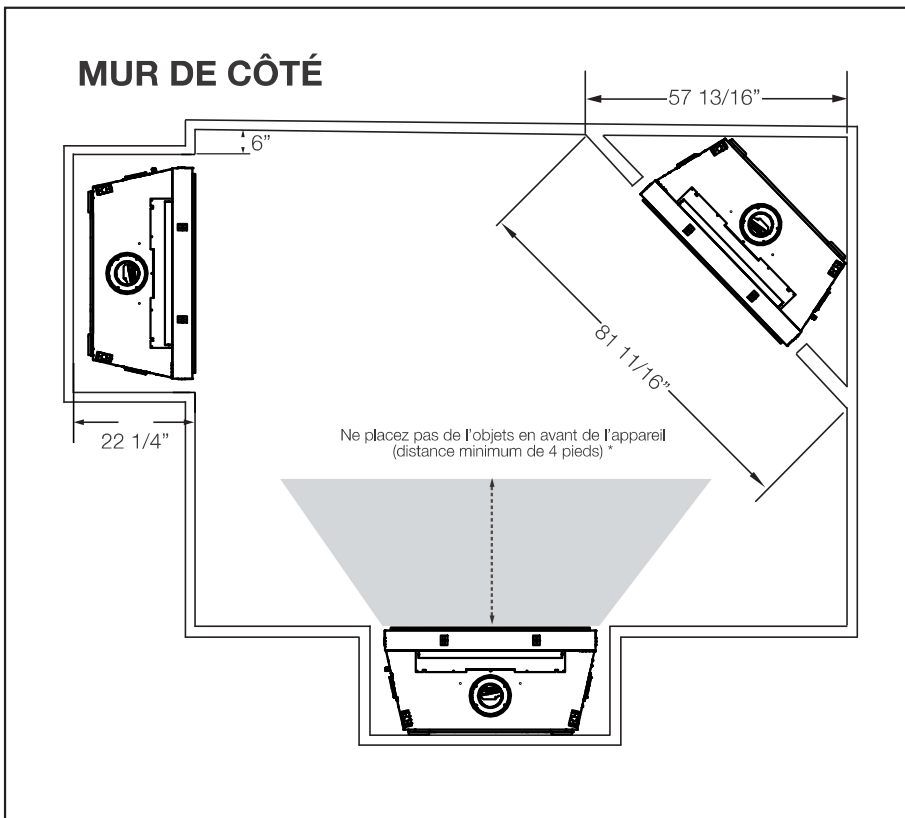
## Spécifications

Modèle	BTU	Largeur		Hauteur		Profondeur		Taille de Verre
		Réel	Ossature	Réel	Ossature	Réel	Ossature	
EX42NTEL	45 000	44 3/4"	45 3/4"	48"	48 1/4"	22"	22 1/4"	31" x 38 1/4"
EX42PTEL	39 000							

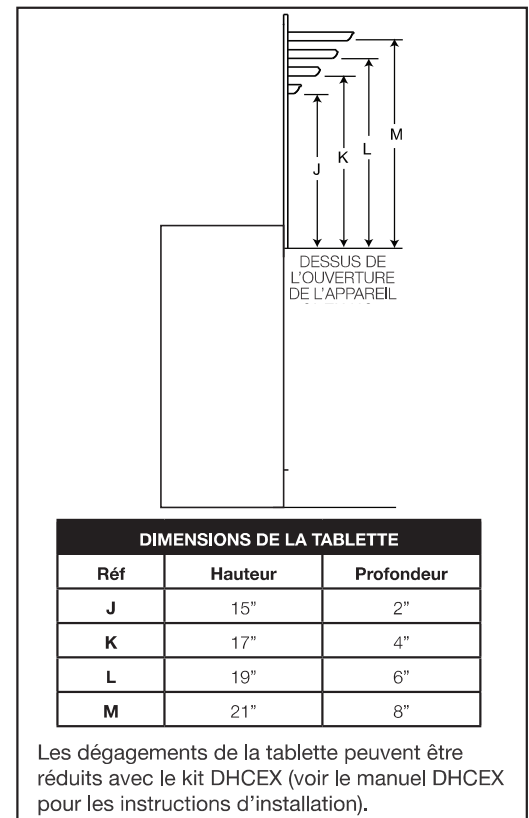
## Dimensions



## Emplacement de l'Appareil

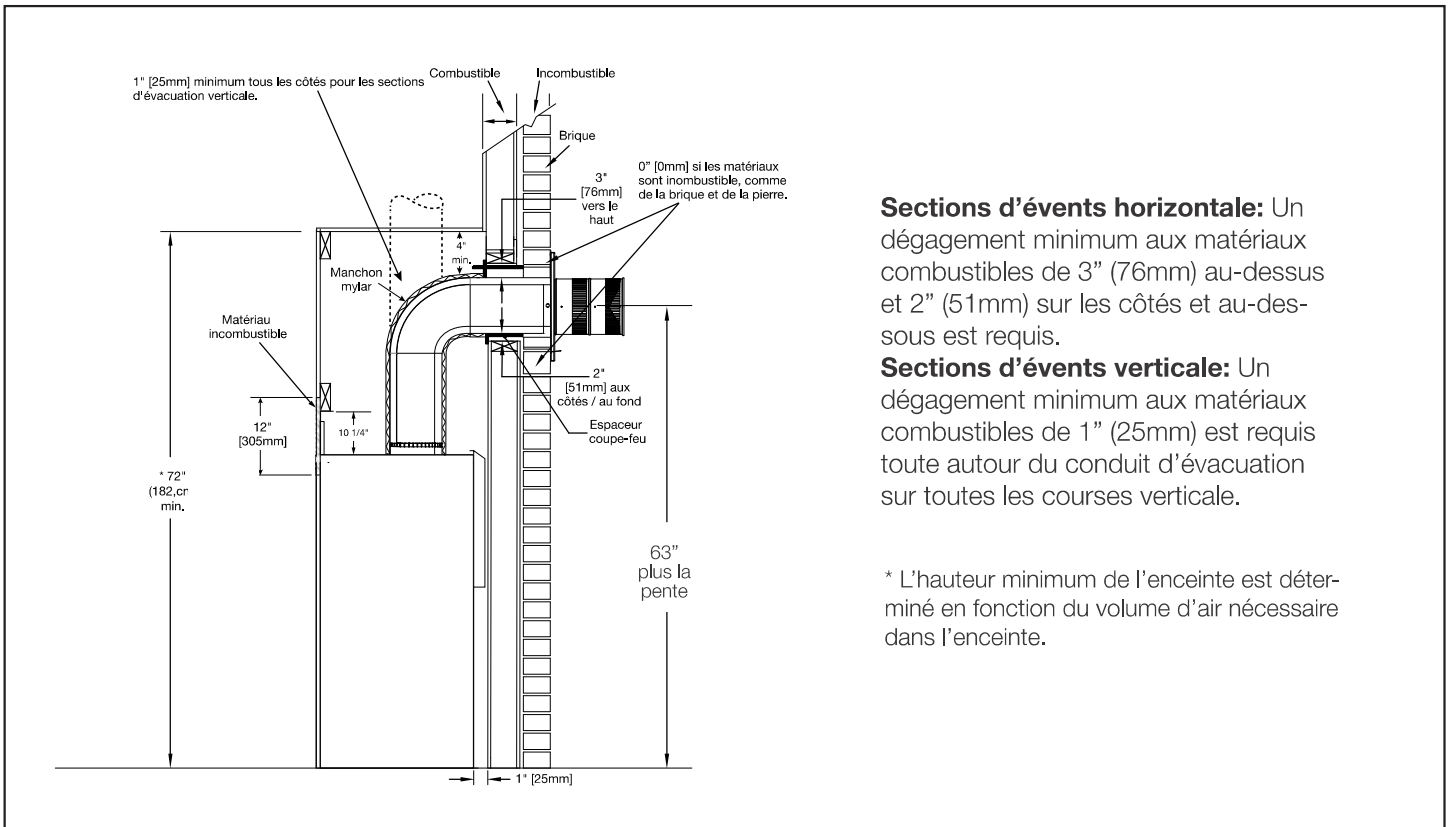


## Dégagements Combustible de la Tablette



L'information du produit fourni n'est pas complet et est sujet de changer sans préavis. Consultez le manuel d'installation pour information d'installation actuel.

## Pénétration de Mur



## Ossature Fini - Affleuré et Encastré

